



Scan this QR code to learn more about Ford vehicles at m.ford.ca. Mobile data rates may apply.

Our commitment to you: Peace-of-Mind Protection

- Basic Coverage: 3 years/60,000 km
- Gas Engine Powertrain Limited Warranty: 5 years/100,000 km
- Diesel Engine Powertrain Limited Warranty: 5 years/160,000 km
- Corrosion Perforation Warranty: 5 years/unlimited distance
- Roadside Assistance: 5 years/100,000 km

Certain conditions apply. For more information on these warranties and coverages, ask your local Ford of Canada Dealer or visit ford.ca.

Ford Extended Service Plan. Help protect your investment and add to your peace of mind by complementing your vehicle purchase or lease with a Ford Extended Service Plan (ESP). Ford ESP protects you against unexpected repair costs after your Basic Coverage in the New Vehicle Limited Warranty expires by covering many vehicle components. It's confidence for the road ahead. See your Ford of Canada Dealer for details.

Ford Credit. Get the ride you want. Whether you plan to lease or finance, you'll find the choices that are right for you at Ford Credit. Ask your local Ford of Canada Dealer for details or check us out at fordcredit.ca.

Ford Original Accessories that are properly installed by the authorized Dealer that sold the accessory will be warranted for whichever provides you the greatest benefit: 24 months/unlimited distance, or the remainder of your 3-year/60,000-km New Vehicle Limited Warranty. Ford Licensed Accessories (FLA) are warranted by the accessory manufacturer's warranty. FLA are designed and developed by the accessory manufacturer and have not been designed or tested to Ford Motor Company engineering requirements. Contact your local Ford of Canada Dealer for details and/or a copy of all limited warranties.

For prompt, courteous answers to your questions: Ford Customer Relationship Centre 1-800-565-3673; Ford Credit Customer Service Centre 1-877-636-7346.

Comparisons based on competitive models (class is Full-size Vans based on Ford segmentation), publicly available information and Ford certification data at the time of printing. Some features discussed may be optional. Vehicles shown may contain optional and aftermarket equipment. Features shown may be offered only in combination with other options or subject to additional ordering requirements or limitations. Dimensions and capability ratings shown may vary due to optional features and/or production variability. Information is provided on an "as is" basis and could include technical, typographical or other errors. Ford Motor Company of Canada, Limited, makes no warranties, representations, or guarantees of any kind, express or implied, including but not limited to, accuracy, currency, or completeness, the operation of the information, materials, content, availability, and products. Your Ford of Canada Dealer is your best source for up-to-date information. Ford Motor Company of Canada, Limited, reserves the right to change product specifications at any time without incurring obligations. Colours may not be exactly as illustrated due to restrictions of the printing process. Please see your sales consultant for specific colour and model availability. Body manufacturers are responsible for compliance certification of the completed vehicle. The Ford New Vehicle Limited Warranty and any government certification made by Ford shall cover only the vehicle as manufactured by Ford and shall not extend to any addition, modification or change of or to the vehicle by the final-stage manufacturer.

iPhone, iPod and Siri are trademarks of Apple Inc., registered in the U.S. and other countries. "SiriusXM," the SiriusXM logo, channel names and logos are trademarks of SiriusXM Radio Inc. and are used under licence. The Bluetooth word mark is a trademark of the Bluetooth SIG, Inc. All other trademarks, service marks, images and logos are property of their respective owners and are displayed in this publication with permission. All rights reserved.

Questions or comments?



blog.ford.ca



facebook.com/FordCanada



twitter.com/FordCanada



youtube.com/FordCanada



ford.ca

©2015 Ford Motor Company of Canada, Limited

2016 | **TRANSIT**





THE 2016 TRANSIT. FROM THE EXPERTS IN FULL-SIZE VANS.

We know vans. When trades, fleets, community groups and other organizations have a job to do, they choose a Ford full-size van to get it done. Our vans are tough. Dependable. Versatile. Able to put in a punishing shift. And then come back ready for more.

A genuine game-changer. Transit is as tough as any Ford Truck and can be configured to match the precise needs of your job.

With multiple height, wheelbase, length, engine, door and window choices, there's a Transit for any application. 3 roof heights: Low Roof, Medium Roof and High Roof. 2 wheelbases. 3 body lengths. You also get 3 engine options. Door and window options. Advanced technologies. On top of that, Transit Cutaway and Chassis Cab are available with 3 wheelbases or frame lengths.

VAN

Configurations

2 Wheelbases
3 Roof heights
3 Body lengths
3 Engines

WAGON

Configurations

2 Wheelbases
3 Roof heights
3 Body lengths
3 Engines

CUTAWAY & CHASSIS CAB

Configurations

3 Wheelbases
3 Frame lengths
2 Engines

Transit 150 Medium Roof LWB Van. Blue Jeans Metallic. Transit 350 High Roof LWB Wagon. Oxford White. Transit 350 HD LWB Chassis Cab. Race Red. Available and aftermarket upfit equipment.

PROVEN GASOLINE ENGINES.

We know you need your van to work hard for you 24/7. You need power. Reliability. And efficiency. The 2 gasoline engines that power Transit have been designed, built and tested to our uncompromising Built Ford Tough® standards – already proving their hardworking ability in over 700,000 Ford F-Series trucks in North America.

Towing and hauling are made easy by the standard 6-speed SelectShift® automatic transmission. It has selectable tow/haul mode¹ to compensate for grade and load, while also reducing gear hunting when towing or hauling heavy cargo.

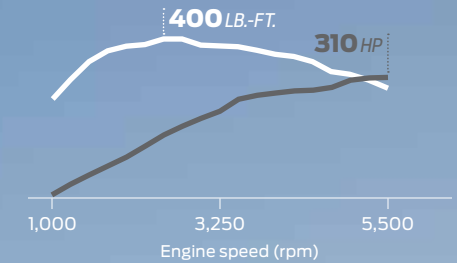
Transit 350 HD High Roof LWB Extended-Length Van. Oxford White. Available equipment.

3.5L EcoBoost®

The 2016 Ford Transit 150 regular wheelbase Wagon equipped with the available 3.5L EcoBoost engine has up to 28% better highway fuel efficiency than the 2014 Ford E-Series 350 Wagon equipped with the available 6.8L V10 engine.² Instantaneous low-end torque and 310 hp are the result of direct injection, which delivers a precise amount of fuel to optimize efficiency and power. Twin intercooled turbochargers spool up far more quickly than a conventional single turbo.

A best-in-class gas torque rating of 400 lb.-ft.³ makes the 3.5L EcoBoost¹ the perfect choice if your work requires extra cargo-hauling capacity.

16.1L/100 km city and 12.7L/100 km hwy (18 mpg city/22 hwy).⁴ Low Roof/Medium Roof Wagon.

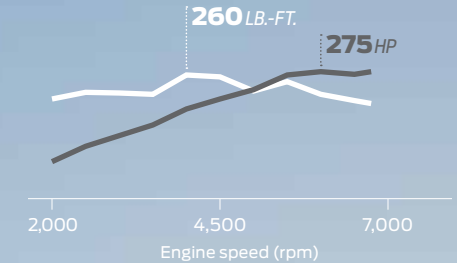



3.7L Ti-VCT

The 2016 Ford Transit 150 regular wheelbase Wagon equipped with the standard 3.7L Ti-VCT engine has up to 9% better highway fuel efficiency than the 2014 Ford E-Series 150 Wagon equipped with the standard 4.6L V8 engine.² with much of the credit due to twin independent variable camshaft timing (Ti-VCT) technology. Ti-VCT optimizes combustion at all engine speeds to increase low-speed torque and top-end power, while also boosting fuel efficiency and improving cold-start operation.

You can choose the flexibility offered by E85 flex-fuel capability⁵ or a compressed natural gas/liquefied petroleum gas CNG/Propane Gaseous Engine Prep Package.⁶

16.8L/100 km city and 13.2L/100 km hwy (17 mpg city/21 hwy).⁴ Low Roof/Medium Roof Wagon.



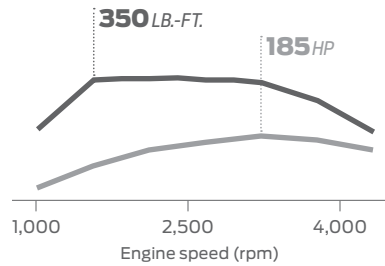
BEST-IN-CLASS³ GAS ENGINE TORQUE  **400 LB.-FT.**

TURBOCHARGED¹ 

DIRECT INJECTION¹ 

¹Available feature. ²Based on Natural Resources Canada fuel consumption comparison tool. ³Class is Full-size Vans based on Ford segmentation. ⁴Fuel consumption ratings based on Government of Canada approved test methods. Actual fuel consumption will vary for all ratings. ⁵Restrictions apply. ⁶Available feature. Vehicle will be equipped with the standard factory gasoline fuel system. This package does not include CNG/propane fuel tanks and lines, which are supplied, installed and warranted by an authorized CNG/propane Qualified Vehicle Modifier (QVM).

3.2L Power Stroke® Turbo Diesel



DIESEL POWER ON DEMAND.

When your work demands that your engine must run for many hours a day under constant idling and stop-and-go conditions, then our 3.2L Power Stroke Turbo Diesel engine¹ delivers. It's the latest generation of an engine that has proven itself worldwide for years.

For maximum flexibility, 90 percent of the 3.2L's peak torque is available from 1,500 to 2,750 rpm. Quick-start glow plugs offer fast startups at sub-zero temperatures. A Variable Geometry Turbocharger helps deliver instantaneous power. Common rail piezoelectric fuel injectors deliver a precise amount of fuel directly into each cylinder to optimize efficiency. And when you're on the move, they deliver multiple injections per combustion cycle for improved performance.

Rigorous testing proved this engine is ready for heavy-duty assignments. This included more than 4,000 hours of dyno-testing. In one of these dyno tests, 750 hours were conducted at max. engine power – the equivalent of 14 non-stop round-trips from Montreal to Vancouver. Testing simulated 10 years of service over 240,000 kilometres, including climbing tough grades and testing in hot and cold ambient temperature conditions.

¹Available feature.



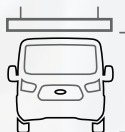
POWER STROKE
TURBO DIESEL

THERE'S A SIZE FOR EVERY JOB.

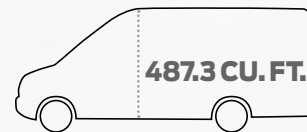
Transit is available in 3 roof heights: low, medium and high, so you can take on loads that others would have to leave behind.

Choose the Transit Van that's best for where and how you work. When you're working in urban areas, the Transit Low Roof Van fits under 7-ft. (2.1 m) clearances² in most public parking garages. When you need to transport bigger volumes, Transit Van offers a best-in-class gas-powered max. cargo capacity!¹

75% more cargo capacity than Ford E-Series Van. That equates to an extra 209 cu. ft. (5,918 litres) in Transit High Roof Extended-Length Van – or the equivalent of a 6-ft. stack of 4' x 8' sheets of insulated foam boards. Transform your productivity overnight by saving yourself an extra trip – or possibly even a day of work.



7-FT. ROOF CLEARANCE²



487.3 CU. FT. MAX. CARGO CAPACITY²

Transit 250 Low Roof & High Roof LWB Van. Ingot Silver Metallic. Transit 250 Medium Roof LWB Van. Caribou Metallic. Available equipment.

¹Class is Full-size Vans based on Ford segmentation. Excludes diesel competitive models. When properly equipped. ²When properly equipped.

DESIGNED TO DELIVER.

Transit is always up to the task. Whatever trade you're in or job you do, you can configure a Transit that's perfect for how you work.

An outstanding 81.5" (2,069-mm) cargo height¹ in the high roof van lets you carry large items. And 237^o swing-out rear cargo doors^{1,2} offer quick and easy access.

Max. payload increases 500 lbs. (227 kg) or more, across the board, in Transit Van versus comparable E-Series vans. At up to 4,560 lbs. (2,068 kg)¹, this increase in hauling capacity helps Transit master even the toughest of challenges. And an impressive gross vehicle weight rating (GVWR) of up to 10,360 lbs. (4,699 kg) comes in handy when extra muscle is required.


Built Ford Tough[®] is built into the DNA of Transit. Every technological advance found in Transit must pass our exhaustive engineering standards.

Our obsession with durability is what drove us to punish Transit development vehicles for more than 11.2 million customer-equivalent kilometres. We started test vehicles at -40°C and at over 4,420 metres elevation. We had them tow fully laden trailers up long inclines in 49°C heat. Transit underwent 250,000 door-slam testing cycles. That's nearly 3 times as much testing as a traditional retail vehicle. This all adds up to a Transit that is designed to do its job all day, every day, and for many years to come.

Transit 350 HD High Roof LWB Extended-Length Van. Blue Jeans Metallic. Available equipment.

¹When properly equipped. ²Available feature.





EASY ACCESS SAVES TIME. AND TIME IS MONEY.

Transit Van has been designed to allow quick pick-ups and drop-offs. There's a built-in rear bumper step to help you get in and out easily. The cargo box floor is flat, with near-vertical sides for maximum usable space.

Configure the cargo doors to suit your job with a single sliding passenger-side door,¹ dual sliding side doors,¹ or 60/40 swing-out passenger-side doors.¹ The swing-out rear cargo doors check at 90,² and can be opened to a full 180² with a Regular Wheelbase or 237² with a Long Wheelbase.²

Security when and how you need it. The standard Remote Keyless Entry System is configurable to suit how and where you work. Your Ford of Canada Dealer can program the remote control in your Transit to lock and unlock a number of different combinations of doors to better suit your needs.

Multiple tie-down hooks help you secure your load in place quickly and easily. We've mounted them on the sidewalls to leave the cargo box floor free from obstructions.



¹Available feature. ²When properly equipped.



TAKES CARE OF YOU AND YOUR PASSENGERS.

Transit Wagon is designed to maximize your productivity while also keeping your passengers happy. A centre aisle for most configurations combines with easy access through wide-opening side doors and ample leg room to allow fast and hassle-free pick-ups and drop-offs.

There's a Transit Wagon for a wide variety of applications. You can choose from 8-, 10-, 12- or 15-passenger^{1,2} versions of Transit Wagon to suit your specific requirements. When you need to carry extra luggage, 15-passenger versions of Transit Wagon Extended-Length offer best-in-class factory-built cargo capacity – 100.5 cu. ft. (2,845 litres) – behind the last row of seats.

Best-in-class passenger compartment height^{1,3} makes it easier for passengers to find a seat in the back of Transit High Roof Wagon without bumping their head – even if they're 6'4" (193 cm) tall. Transit Wagon is available in Low Roof, Medium Roof and High Roof configurations.

Safety takes top priority in Transit Wagon, with standard front and front-seat side airbags for the driver and front-seat passenger, and Safety Canopy® System with side-curtain airbags for all seating rows.⁴

Transit 350 HD High Roof LWB Extended-Length XLT Wagon. Ingot Silver Metallic. Available equipment.

¹Available feature. ²Passenger and cargo capacity limited by weight and weight distribution. 10-, 12- and 15-passenger vehicles may be classified as buses and may require appropriate licencing. ³When properly equipped. ⁴Always wear your safety belt and secure children in the rear seat.



SYNC® 3. THE NEXT GENERATION IS HERE.

New SYNC 3 technology¹ brings enhanced next-level connectivity to Transit. In addition to all the benefits of the base SYNC system – placing and answering calls, and controlling music from your USB or smartphone – you'll love the innovative new features and easy-to-use new interface of SYNC 3.

New hardware meets new software on the easy-to-read 6.5" colour LCD touch screen that displays phone, audio and navigation² functions.

High-speed performance, including a capacitive touch screen with a convenient swipe feature, means you'll experience quick responses to your touch or voice commands.

Enhanced voice recognition lets you talk with simple, real-world commands and the system responds naturally to your voice, making hands-free calling that much easier.

Siri® seamless integration brings the power of Siri Eyes Free³ and your iPhone^{®3} into your vehicle.

Automatic updates over Wi-Fi®⁴ let you keep SYNC 3 up to date with the latest software as new updates become available.

SYNC. SAY THE WORD.™

Ford SYNC¹ with a 4" screen delivers many of the great features found on SYNC 3, including:

Hands-free calling that lets you make a call with the simple push of a button along with the sound of your voice.

Automatic phone book download that transfers the names and numbers in your compatible phone automatically, once paired.

Voice-activated music commands that let you say what music you want to hear and listen to it easily with voice-activated search, or say "Bluetooth® audio" to stream content from your phone.

Plug-in capability with your MP3 player, USB or iPod.®

¹Available feature. Some mobile phones and some digital media players may not be fully compatible. Driving while distracted can result in loss of vehicle control. Only use SYNC/other devices, even with voice commands, when it is safe to do so. SYNC voice recognition and screens available in English, French and Spanish. Some features may be locked out while the vehicle is in motion. ²Available feature. ³You must have a Bluetooth-enabled phone paired to your SYNC system. ⁴Optional Navigation System map updates cannot be received via Wi-Fi and require a separate update. Data rates may apply.



A new capacitive touch screen with SYNC 3 has impressive responsiveness like a smartphone's swipe feature, as well as pinch-to-zoom functionality within navigation.²

Simple music access helps you find your favourite music fast. Through intelligent voice commands, SYNC 3 can automatically switch between music sources.

Easy destination entry within navigation² helps you locate your favourite restaurants, nearest ATM, closest fuel station and more.



Listen to your favourites all across Canada with SiriusXM.[®] Your 6-month prepaid subscription gets you the best in audio entertainment including 100% commercial-free music from every genre, world-class news, sports, comedy and entertainment.²

(((SiriusXM)))

COMFORTABLE. HARD-WORKING.

The cab has a stylish and functional instrument panel. It's extremely spacious, with ample head clearance and shoulder room. And it helps you find your preferred driving position with a tilt/telescoping steering column.

Stay comfortable on the road with standard front air conditioning, power windows and door locks, an AM/FM stereo with 2 front speakers, and an auxiliary audio input jack. The front bucket seats include adjustable head restraints, and the driver's seat has an inboard armrest. Extra convenience is available at the touch of a button with 10-way power driver and front-passenger seats,¹ as well as long-arm, power, heated sideview mirrors with turn signal indicators!¹

Work at peak efficiency wherever your work takes you with a 110V power outlet¹ that can help keep your laptop and electrical equipment charged.

Reverse with confidence using the rear view camera. When you select Reverse, the image from the camera is displayed automatically in the rear view mirror (or 4" multifunction display, or 6.5" SYNC[®] 3 screen if equipped), with marker lines superimposed to show where you're heading. The rear view camera is standard on Transit Van and Wagon, and available on Cutaway and Chassis Cabs.

Transit Wagon passengers will appreciate full carpeting throughout on XLT. Ample head, shoulder and hip room for every passenger make short and long journeys equally enjoyable. And to keep everyone feeling good, rear air conditioning and heating is standard in all Transit Wagon XLT and Long Wheelbase versions.

Lane-keeping alert¹ can detect lane markings with a forward-facing camera, and can vibrate the steering wheel to alert you to steer the vehicle back toward centre if needed.



Transit XLT Wagon. Available equipment.

Driver-assist features are supplemental and do not replace the driver's attention, judgment and need to control the vehicle. ¹Available feature. ²SiriusXM subscriptions sold after 6-month prepaid period expires. Subscriptions are governed by SiriusXM Customer Agreement; see siriusxm.ca.



BACKBONE OF YOUR BUSINESS.

Whether you need a shuttle bus, flatbed or cube truck, Transit Cutaway or Chassis Cab provides the perfect base on which to build a tough work vehicle customized to your needs.

Cutaway has an open passenger compartment, so it can be paired with specialty body modules such as shuttle bus or school bus bodies.

Chassis Cab has an enclosed passenger compartment and bare frame ready to accept aftermarket body modules ranging from custom cargo delivery to utility bodies.

A fully welded platform underpins the entire cab area. Frame rails are reinforced with boron steel to add strength and save weight. And there's a completely clean box section. Frame rail extension adapters enable an 18' (5.4-m) frame upfit providing even more opportunities to build exactly the Transit you want.

Your Ford of Canada Dealer will be happy to discuss your available upfit options.



Transit 350 HD LWB Extended-Length Cutaway and Transit 350 HD RWB Cutaway. Oxford White. Shown with aftermarket upfits.

Transit 350 HD RWB Chassis Cab. Ingot Silver Metallic. Available equipment.

Transit Cutaway & Chassis Cab Wheelbase in.	250 SRW		350 SRW	350 HD DRW		
	Regular	Long	Long	Regular	Long	Long Extended- Length 178
	138	156	156	138	156	
Max. Capabilities lbs. (kg)						
GVWR	9,000 (4,082)		9,500 (4,309)	9,950 (4,513) and 10,360 (4,699)		

TRANSIT SPECIFICATIONS



Kansas City Assembly Plant.
Transit is built in North America, rolling off our state-of-the-art production line. Made – with pride – by hardworking people just like you.

STANDARD FEATURES

Mechanical

3.7L Ti-VCT V6 (single rear wheel [SRW] Van and Wagon; standard on Cutaway/Chassis Cab)

3.5L EcoBoost® V6 (dual rear wheel [DRW] Van and Wagon)

6-speed SelectShift® automatic transmission

Alternator – 150-amp

Auxiliary fuel port

Battery – Single, 70-amp-hr (gas only)

Engine block heater

Fuel tank – 95-litre

Hill start assist

Horn – Dual-note electric

Steering – Power rack-and-pinion

Suspension – Front: independent MacPherson-strut and stabilizer bar; rear: leaf springs and heavy-duty gas shock absorbers

Tires – 235/65R16 BSW all-season (SRW)

Tires – 195/75R16 BSW all-season (DRW)

Interior

12V powerpoints – 1 in instrument panel and 1 in centre console

Auxiliary audio input jack

Centre stack console with integrated gear shifter

Driver/front-passenger sun visors – Vinyl-trimmed

Front dome lamp with map lights and theatre-dimming feature

Front overhead console (not available on Low Roof models)

Glove compartment

Grab handle on passenger-side A-pillar

Instrumentation – Speedometer km/h (mph), tachometer, coolant temperature and fuel level

Lighting – Accessory delay (10-minute) and configurable with 30-minute auto shut-off

Power windows and door locks (includes autolocking-on-drive feature)

Seating – Front bucket seats with adjustable head restraints (includes driver's side inboard armrest)

Steering wheel – 4-spoke polyurethane

Tilt/telescoping steering column

Exterior

Antenna – Front fender-mounted

Bumper – Black-moulded front with lower valance

Daytime running lamps

Easy Fuel® capless fuel filler

Remote Keyless Entry System with 2 key fobs

Tinted glass (optional with RV Prep Package on Wagon XLT)

Wipers – Variable-intermittent

Safety & Security

AdvanceTrac® with RSC® (Roll Stability Control™)

Airbags¹ – Driver and front-passenger front

Airbags¹ – Front-seat side

Airbags¹ – Safety Canopy® System with side curtains for 1st row (Van and Cutaway/Chassis Cab)

Airbags¹ – Safety Canopy System with side curtains for all rows (Wagon)

Brakes – Power 4-wheel disc with Anti-Lock Brake System (ABS)

Safety belts – 3-point, all positions

SecuriLock® Passive Anti-Theft Engine Immobilizer System

SOS Post-Crash Alert System™

Tire Pressure Monitoring System (excludes spare; SRW only)

POWERTRAINS

	3.7L Ti-VCT V6	3.5L EcoBoost V6	3.2L Power Stroke® 5-cylinder Turbo Diesel
Configuration	DOHC	DOHC	DOHC
Fuel injection	Sequential electronic	Direct-injection	Direct-injection common-rail
Induction system	Naturally aspirated	Twin-turbocharged; intercooled	Single-sequential turbocharged; intercooled
Cylinders	6	6	5
Cylinder head	Aluminum	Aluminum	Aluminum
Block material	Aluminum	Aluminum	Cast-iron
Bore/Stroke	3.76"/3.41"	3.64"/3.41"	3.54"/3.96"
Compression ratio	10.5:1	10.0:1	15.8:1
Recommended fuel	Regular unleaded or E85 ²	Regular unleaded	Ultra-low-sulfur diesel or B20
Transmission	6-speed SelectShift automatic	6-speed SelectShift automatic	6-speed SelectShift automatic
Horsepower (rpm)	275 @ 6,000	310 @ 5,500	185 @ 3,000
Torque (lb.-ft./rpm)	260 @ 4,000	400 @ 2,500	350 @ 1,500–2,500
Estimated fuel consumption ratings ³ (Low Roof/Medium Roof RWB Wagon)	16.8L/100 km city/13.2L/100 km hwy (17 mpg city/21 hwy)	16.1L/100 km city/12.7L/100 km hwy (18 mpg city/22 hwy)	Not rated

¹Always wear your safety belt, secure children in the rear seat (if equipped) and follow airbag warning label instructions. ²Restrictions apply. ³Fuel consumption ratings based on Government of Canada approved test methods. Actual fuel consumption will vary for all ratings.

TRANSIT VAN

Includes all standard features, plus:

Mechanical
16" silver steel wheels with black hubcaps (silver front hubcaps on DRW)
Full-size spare wheel and tire
Seating
2-passenger
2-way manual driver and passenger seats with driver's armrest
Pewter vinyl seats
Interior
AM/FM stereo with 2 front speakers and digital clock
Air conditioning – Front only
Cargo area tie-down hooks
Flooring – Vinyl, front only
Headliner – Cloth, front only
Rear compartment lighting
Rear view camera with trailer hitch assist
Rearview mirror (when equipped with rear-door glass)
Step well pads – Black plastic
Windows – No cargo area windows



Rear view camera with trailer hitch assist.



Van. Pewter vinyl trim.

Exterior
Bodyside mouldings – Black
Bumper – Black-moulded rear with integrated step
Cargo doors – Rear, 180° swing-out (RWB)
Cargo doors – Rear, 237° swing-out (LWB and LWB Extended-Length)
Centre high-mounted stop lamp (CHMSL)
Grille – Black with black surround
Headlamps – Halogen with black trim
Mirrors – Black, short-arm, power sideview
Roof and side marker lamps (DRW)
Side door – 60/40 swing-out, passenger-side (Low Roof)
Side door – Sliding, passenger-side (Medium Roof and High Roof)
Safety & Security
Passenger-side airbag ¹ deactivation switch (n/a with passenger seat delete)

Available Options
Mechanical
3.5L EcoBoost® V6 engine
3.2L Power Stroke® 5-cylinder Turbo Diesel engine (restrictions apply; includes cruise control with message centre, dual batteries and PTC heater)
9,900-lb. (4,490-kg) GVWR Downgrade Package (350 HD only)
Alternator – Heavy-duty (included with Ambulance Prep Package)
Battery – Dual heavy-duty absorbent glass mat (standard with diesel engine and included with Ambulance Prep Package)
Battery – Single absorbent glass mat (requires gas engine)
Manual Regenerative Initiation (requires diesel engine)
Manual Regenerative Initiation with Active Regenerative Inhibitor (requires diesel engine)
Trailer brake controller (requires Heavy-Duty Trailer Tow Package)
16" black steel wheels with silver-styled covers (SRW only; included with Exterior Upgrade Package)
16" aluminum wheels (n/a with 9,500 lbs. [4,309 kg] GVWR or greater; includes locking lug nuts)
Full-size spare wheel and tire delete (DRW only)

Seating
Pewter cloth, 2-way manual driver and passenger seats with manual recline, inboard armrests, and driver's manual lumbar
Pewter cloth, 2-way manual driver and passenger seats with manual recline, inboard armrests, and driver's manual lumbar (restrictions apply; 10,360-lb. [4,699-kg] GVWR only; deletes side-curtain airbags ¹ ; late availability)
Pewter vinyl, 2-way manual driver and passenger seats with manual recline and driver's armrest (restrictions apply; 10,360-lb. [4,699-kg] GVWR only; deletes side-curtain airbags ¹ ; late availability)
Charcoal cloth, 2-way manual driver and passenger seats with manual recline, inboard armrests, and driver's manual lumbar
Charcoal cloth, 2-way manual driver and passenger seats with manual recline, inboard armrests, and driver's manual lumbar (restrictions apply; 10,360-lb. [4,699-kg] GVWR only; deletes side-curtain airbags ¹ ; late availability)
Pewter cloth, 10-way power driver and 2-way manual passenger seats with inboard armrests (n/a on LWB Diesel 9,250-lb. [4,196-kg] configuration)
Charcoal cloth, 10-way power driver and 2-way manual passenger seats with inboard armrests (n/a on LWB Diesel 9,250-lb. [4,196-kg] configuration)
Pewter leather trim, 10-way power driver and passenger seats with inboard armrests (n/a on LWB Diesel 9,250-lb. [4,196-kg] configuration)
Passenger seat delete (also deletes passenger-side front airbag ¹ ; 10,360-lb. [4,699-kg] GVWR only), Pewter vinyl, 2-way manual driver's seat only with manual lumbar and inboard armrest
Passenger seat delete (also deletes passenger-side front airbag ¹), Pewter cloth, 10-way power driver's seat only with manual lumbar (n/a on LWB Diesel 9,250-lb. [4,196-kg] configuration)

Interior
AM/FM stereo with single-CD player, 4" multifunction display and 4 speakers (2 front and 2 rear)
AM/FM stereo with single-CD player, 4" multifunction display, SiriusXM® with 6-month prepaid subscription and 4 speakers (2 front and 2 rear)
AM/FM stereo with single-CD player, 4" multifunction display, message centre, SYNC® with MyFord™ and 6 speakers (4 front and 2 rear); leather-wrapped steering wheel with controls for audio and multifunction display; includes illuminated driver and passenger sun visors on Low Roof vans (requires cruise control)
AM/FM stereo with single-CD player, 4" multifunction display, message centre, SYNC with MyFord, SiriusXM with 6-month prepaid subscription and 6 speakers (4 front and 2 rear); leather-wrapped steering wheel with controls for audio and multifunction display; includes illuminated driver and passenger sun visors on Low Roof vans (requires cruise control)
AM/FM stereo with 6.5" colour LCD touch screen, SYNC 3 and Navigation, SiriusXM with 6-month prepaid subscription and 6 speakers (4 front and 2 rear); leather-wrapped steering wheel with controls for audio and multifunction display; lane-keeping alert with driver alert; includes illuminated driver and passenger sun visors on Low Roof vans (requires cruise control)
6 speakers (4 front and 2 rear; only available as an upgradeable option to Radio Prep Package)
Radio delete (deletes radio, speakers, grilles, wiring and antenna)
Air conditioning (restrictions apply) – Front/rear, driver-controlled (requires Reverse Sensing System on Low Roof vans; includes heavy-duty alternator with gas engines; n/a with Auxiliary Heater/ AC Prep Package without rear controls; includes polypropylene panels)
All-weather front floor mats (only available with carpeted floor covering)
Auxiliary fuse panel (requires heavy-duty alternator and dual heavy-duty batteries; includes modified vehicle wiring system; included with user-defined upfitter switches)
Carpeted cargo floor mat
Cruise control with message centre (full trip computer and engine-hour meter)
Ford Telematics™ powered by Telogis® ²
Flooring – Front carpeting
Flooring – Vinyl front and rear (included in Interior Upgrade and Load Area Protection Packages; n/a with front/rear driver-controlled air conditioning)
Power inverter (restrictions apply) – 12V to 110V (requires dual heavy-duty batteries)
Powerpoint – 12V rear
Reverse Sensing System
Spray-in cargo floor liner (restrictions apply; requires carpeted front flooring)

User-defined upfitter switches (4; requires heavy-duty alternator and dual batteries; includes modified vehicle wiring system, customer connection point and auxiliary fuse panel)

Vinyl sun visors with illuminated vanity mirrors (driver and passenger; restrictions apply; included in Interior Upgrade Package)

Exterior
Autolamp with rain-sensing wipers
Front licence plate bracket (standard in provinces/territories requiring 2 licence plates and optional in all others)
Mirrors – Short-arm, power, heated sideview with turn signal indicators
Mirrors – Long-arm, power sideview
Mirrors – Long-arm, power, heated sideview with turn signal indicators
Privacy glass (includes rear-window defroster)
Rear-window defroster (requires fixed rear-door glass)
Remote Start System (n/a with manual windows and door locks)
Running board (n/a with dual sliding side doors)
Side door – Sliding, passenger side (Low Roof)
Side doors – Dual sliding (Medium Roof and High Roof)
Windows – Fixed rear-door glass
Windows – Fixed rear-door glass and fixed passenger-side door glass
Windows – Fixed rear-door glass and flip-open passenger-side door glass (requires sliding side door and privacy glass)
Windows – Fixed rear-door glass and fixed driver and passenger-side door glass (requires dual sliding side doors)
Windows – Fixed rear-door glass and flip-open driver and passenger-side door glass (requires dual sliding side doors and privacy glass)
Windows – Fixed, all-around (n/a with dual sliding side doors; RWB and LWB only)
Windows – All-around with 4th-row flip-open glass (n/a with dual sliding side doors; LWB Extended-Length only)
Windows – All-around with 2nd-row driver's side flip-open glass and fixed 60/40 swing-out side-door glass (optional with Low Roof only; requires privacy glass)
Windows – All-around with 2nd-row driver and passenger-side flip-open glass; and 4th-row flip-open glass (LWB Extended-Length only; requires privacy glass; n/a with dual sliding side doors)
Windows – All-around with 2nd-row driver and passenger-side flip-open glass (SRW LWB with sliding passenger-side door only; requires privacy glass)



Driver Assist & Security
Backup alarm ²
Keys – 2 additional (4 total; manual keys with manual door locks; remote keyless entry key fobs included if equipped with power door locks)
MyKey® (restrictions apply; includes level 2 instrument cluster; n/a with speed-limiting options, radio delete, Radio Prep Package or Genuine Ford Accessories remote start)
Perimeter alarm (n/a with manual windows and door locks)
SecuriCode™ keyless entry keypad (n/a with manual windows and door locks)
Optional Packages ³
Ambulance Prep Package
Auxiliary Heater/AC Prep Package without rear controls
Cargo Area LED Load Compartment Lighting Package
CNG/Propane Gaseous Engine Prep Package
Exterior Upgrade Package
Heavy-Duty Trailer Tow Package
Interior Upgrade Package
Load Area Protection Package
Modified Vehicle Wiring System
Premium Package
Radio Prep Package
Smoker's Package
Trailer Wiring Provisions Package
16" White Steel Wheel Package (DRW)

Available Fleet-Only Options
Manual windows and door locks (restrictions apply; deletes power windows and door locks; does not include remote keyless entry fobs)
Mirrors – Short-arm, manual sideview (requires manual windows and door locks)
Mirrors – Short-arm sideview delete (available on Ambulance Prep Package; requires manual windows and door locks)
Mirrors – Long-arm, manual sideview (requires manual windows and door locks)
Speed limitation (105-, 113- and 121-km/h [65-, 70- and 75-mph] governed top speed options)
16" white steel wheels with mini-cap and lug nut covers (SRW only)

^[1] Always wear your safety belt, secure children in the rear seat (if equipped) and follow airbag warning label instructions.

^[2] Ford Licensed Accessory.

^[3] Explanation of package contents follows specifications sections.

TRANSIT WAGON

XL Standard Features

Includes all standard features, plus:

Mechanical

16" silver steel wheels with black hubcaps (silver front hubcaps on DRW)

Full-size spare wheel and tire

Seating

2-way manual driver and front-passenger seats with manual recline and driver's armrest

8-passenger (standard with RWB)

12-passenger (standard with LWB)

15-passenger (standard with LWB Extended-Length)

Pewter vinyl seats

Interior

AM/FM stereo with 6 speakers (2 front and 4 rear) and digital clock

12V powerpoint – Located in rear of vehicle

Air conditioning – Front only (Low Roof RWB)

Air conditioning – Front and rear (n/a on Low Roof RWB)

Flooring – Vinyl front and rear (front only with Builder's Prep Package)

Headliner – Cloth, full-length

Rear compartment lighting

Rear view camera with trailer hitch assist

Rearview mirror

Step well pads – Black plastic

Windows – All-around with 4th-row flip-open glass (LWB Extended-Length only)

Windows – Fixed, all-around (n/a with dual sliding side doors; RWB and LWB only)

Exterior

Bodyside mouldings – Black

Bumper – Black-moulded rear with integrated step

Cargo doors – Rear, 180° swing-out (RWB)

Cargo doors – Rear, 237° swing-out (LWB and LWB Extended-Length)

Centre high-mounted stop lamp (CHMSL)

Grille – Black with black surround

Headlamps – Halogen with black trim

Mirrors – Black, short-arm, power sideview

Roof and side marker lamps (DRW)

Side door – 60/40 swing-out, passenger-side (Low Roof)

Side door – Sliding, passenger-side (Medium Roof and High Roof)

XL Available Options

Mechanical

16" black steel wheels with silver-styled covers (SRW only)

Seating

Pewter cloth, 2-way manual driver and front-passenger seats with manual recline, inboard armrests and driver's manual lumbar

Interior

Air conditioning – Front and rear

AM/FM stereo with single-CD player, 4" multifunction display and 6 speakers (2 front and 4 rear)

Cruise control with message centre (full trip computer and engine-hour meter)

Flooring – Carpeted front and rear

Vinyl sun visors with illuminated vanity mirrors (driver and front-passenger; restrictions apply)

Exterior

Autolamp with rain-sensing wipers

XLT Standard Features

Includes select XL features, plus:

Seating

2-way manual driver and front-passenger seats with manual recline, manual driver's lumbar, inboard armrests, and manual rear seats with recline and inboard armrest (recline n/a in last row)

Pewter cloth seats

Interior

Air conditioning – Front and rear

AM/FM stereo with single-CD player, 4" multifunction display, and 8 speakers (4 front and 4 rear)

Cruise control with message centre (full trip computer and engine-hour meter)

Flooring – Carpeted front and rear

Rear dome light with map lights and theatre-dimming feature

Vinyl sun visors with illuminated vanity mirrors (driver and front-passenger)

Exterior

Exterior Upgrade Package includes chrome headlamp trim, grille and grille surround, and 16" black steel wheels with silver-styled covers (SRW only)

Headlamps – Autolamp

Wipers – Rain-sensing

XLT Available Options

Seating

Pewter leather trim, 10-way power driver and front-passenger seats with inboard armrests

Interior

All-weather front floor mats (only available on models with carpeted floor covering)

Floor covering – Carpeted front (included in Builder's and RV Prep Packages)

Floor covering – Vinyl front and rear

XL and XLT Available Options

Mechanical

3.5L EcoBoost® V6 engine

3.2L Power Stroke® 5-cylinder Turbo Diesel engine (restrictions apply; includes cruise control with message centre, dual batteries and PTC heater)

9,900-lb. (4,490-kg) GVWR Downgrade Package (350 HD only)

Alternator – Heavy-duty

Battery – Dual heavy-duty absorbent glass mat (standard with diesel engine)

Battery – Single absorbent glass mat (requires gas engine)

Manual Regenerative Initiation (requires diesel engine)

Manual Regenerative Initiation with Active Regenerative Inhibitor (requires diesel engine)

Trailer brake controller (requires Heavy-Duty Trailer Tow Package)

16" aluminum wheels (n/a with 9,500 lbs. [4,309 kg] GVWR or greater; includes locking lug nuts)

Seating

Charcoal cloth, 2-way manual driver and front-passenger seats with manual recline, inboard armrests and driver's manual lumbar

Charcoal cloth, 10-way power driver and 2-way manual front-passenger seats with inboard armrests

Pewter cloth, 10-way power driver and 2-way manual front-passenger seats with inboard armrests

10-passenger (optional on RWB)

15-passenger (optional on LWB)

Interior

AM/FM stereo with single-CD player, 4" multifunction display, SiriusXM® with 6-month prepaid subscription and 6 speakers (2 front and 4 rear) on XL; 8 speakers (4 front and 4 rear) on XLT

AM/FM stereo with single-CD player, 4" multifunction display, message centre, SYNC® with MyFord™ and 8 speakers (4 front and 4 rear); leather-wrapped steering wheel with controls for audio and multifunction display (requires cruise control)

AM/FM stereo with single-CD player, 4" multifunction display, message centre, SYNC with MyFord, SiriusXM with 6-month prepaid subscription and 8 speakers (4 front and 4 rear); leather-wrapped steering wheel with controls for audio and multifunction display (requires cruise control)

AM/FM stereo with single-CD player, 6.5" colour LCD touch screen, SYNC 3 and Navigation, SiriusXM with 6-month prepaid subscription and 8 speakers (4 front and 4 rear); leather-wrapped steering wheel with controls for audio and multifunction display; and lane-keeping alert with driver alert (requires cruise control)

Auxiliary fuse panel (requires heavy-duty alternator and dual heavy-duty batteries; includes modified vehicle wiring system; included with user-defined upfitter switches)

Ford Telematics™ powered by Telogis®¹

Power inverter (restrictions apply) – 12V to 110V (requires dual heavy-duty batteries)

Reverse Sensing System

User-defined upfitter switches (4; requires heavy-duty alternator and dual batteries; includes modified vehicle wiring system, customer connection point and auxiliary fuse panel)

Exterior

Front licence plate bracket (standard in provinces/territories requiring 2 licence plates and optional in all others)

Mirrors – Short-arm, power, heated sideview with turn signal indicators

Mirrors – Long-arm, power sideview

Mirrors – Long-arm, power, heated sideview with turn signal indicators

Privacy glass (includes rear-window defroster)

Rear-window defroster (requires fixed rear-door glass)

Remote Start System (n/a with manual windows and door locks)

Running board

Side door – Sliding, passenger side (Low Roof)

Windows – All-around with 2nd-row driver's side flip-open glass and fixed 60/40 swing-out side-door glass (optional with Low Roof only; requires privacy glass)

Windows – All-around with 2nd-row flip-open glass and 4th-row flip-open glass (optional on LWB Extended-Length; requires privacy glass)

Windows – All-around with 2nd-row flip-open glass (SRW LWB with sliding passenger-side door only; requires privacy glass; n/a on Low Roof model)

Windows – Fixed, all-around (n/a with dual sliding side doors; standard with RWB and LWB)

Driver Assist & Security

Backup alarm¹

Keys – 2 additional (4 total; manual keys with manual door locks; remote keyless entry key fobs included if equipped with power door locks)

MyKey® (restrictions apply; includes level 2 instrument cluster; n/a with speed-limiting options, radio delete or Genuine Ford Accessories remote start)

Perimeter alarm (n/a with manual windows and door locks)

SecuriCode™ keyless entry keypad (n/a with manual windows and door locks)

Optional Packages²

Auxiliary Heater/AC Prep Package without rear controls

Builder's Prep Package

CNG/Propane Gaseous Engine Prep Package

Heavy-Duty Trailer Tow Package

Modified Vehicle Wiring System

RV Prep Package (XLT)

Smoker's Package

Trailer Wiring Provisions Package

16" White Steel Wheel Package (DRW)

Available Fleet-Only Options

Manual windows and door locks (restrictions apply; deletes power windows and door locks; does not include remote keyless-entry fob)

Mirrors – Short-arm, manual sideview (requires manual windows and door locks)

Mirrors – Long-arm, manual sideview (requires manual windows and door locks)

Speed limitation (105-, 113- and 121-km/h [65-, 70- and 75-mph] speed options)

16" white steel wheels with mini-cap and lug nut covers (SRW only)



XLT Wagon. Pewter cloth trim.



¹Ford Licensed Accessory. ²Explanation of package contents follows specifications sections.

TRANSIT CUTAWAY & CHASSIS CAB

Includes all standard features, plus:

Mechanical

Frame rail extension adapters

Modified Vehicle Wiring System includes modified vehicle connections for customized wiring harness provisions; requires heavy-duty alternator and dual heavy-duty batteries

16" silver steel wheels with black hubcaps (silver front hubcaps on DRW)

Full-size spare wheel and tire delete

Seating

2-passenger

2-way manual driver and passenger seats with driver's armrest

Pewter vinyl seats

Interior

AM/FM stereo with 2 speakers and digital clock

Air conditioning

Flooring – Vinyl

Headliner – Cloth

Rearview mirror delete (Cutaway)

Rearview mirror (Chassis Cab)

Window – Rear (Chassis Cab)

Exterior

Grille – Black with black surround

Headlamps – Halogen with black trim

Roof marker lamps

Sideview mirrors delete

Rear taillamp wiring – LED-capable

Safety & Security

Passenger-side airbag¹ deactivation switch (n/a with passenger seat delete or passenger-side door delete options)

Available Options

Mechanical

3.2L Power Stroke® 5-cylinder Turbo Diesel engine (includes cruise control with message centre, dual batteries and PTC heater)

9,900-lb. (4,490-kg) GVWR Downgrade Package (350 HD only)

Alternator – Heavy-duty (included with Ambulance [Cutaway], Motorhome [Cutaway], Multifunctional School Activity Bus [Cutaway], School Bus [Cutaway] and Shuttle Bus [Cutaway] Prep Packages)

Battery – Dual heavy-duty absorbent glass mat (standard with diesel engine and included with Ambulance Prep Package [Cutaway])

Battery – Single absorbent glass mat (requires gas engine)

Manual Regenerative Initiation (requires diesel engine)

Manual Regenerative Initiation with Active Regenerative Inhibitor (requires diesel engine)

Trailer brake controller (requires Trailer Wiring Provisions Package)

16" black steel wheels with silver-styled covers (SRW only; included with Exterior Upgrade Package)

16" aluminum wheels (n/a with 9,500 lbs. [4,309 kg] GVWR or greater; includes locking lug nuts)

Full-size spare wheel and tire

Seating

Pewter cloth, 2-way manual driver and passenger seats with manual recline, inboard armrests, and driver's manual lumbar

Pewter cloth, 2-way manual driver and passenger seats with manual recline, inboard armrests, and driver's manual lumbar (restrictions apply; deletes side-curtain airbags;¹ late availability)

Pewter vinyl, 2-way manual driver and passenger seats with manual recline and driver's armrest (restrictions apply; deletes side-curtain airbags;¹ late availability)

Charcoal cloth, 2-way manual driver and passenger seats with manual recline, inboard armrests, and driver's manual lumbar

Charcoal cloth, 2-way manual driver and passenger seats with manual recline, inboard armrests, and driver's manual lumbar (restrictions apply; deletes side-curtain airbags;¹ late availability)

Pewter cloth, 10-way power driver and 2-way manual passenger seats with inboard armrests

Charcoal cloth, 10-way power driver and 2-way manual passenger seats with inboard armrests

Pewter leather trim, 10-way power driver and passenger seats with inboard armrests

Passenger seat delete (also deletes passenger-side front airbag¹), Pewter vinyl, 2-way manual driver's seat only with manual lumbar and inboard armrest (Cutaway)

Passenger seat delete (also deletes passenger-side front airbag¹), Pewter cloth, 10-way power driver's seat only with manual lumbar, and inboard armrest (Cutaway)

Interior

AM/FM stereo with single-CD player, 4" multifunction display and 2 front speakers

AM/FM stereo with single-CD player, 4" multifunction display, SiriusXM® with 6-month prepaid subscription and 2 front speakers

AM/FM stereo with single-CD player, 4" multifunction display, message centre, SYNC® with MyFord™ and 4 front speakers; leather-wrapped steering wheel with controls for audio and multifunction display (requires cruise control)

AM/FM stereo with single-CD player, 4" multifunction display, message centre, SYNC with MyFord, SiriusXM with 6-month prepaid subscription and 4 front speakers; leather-wrapped steering wheel with controls for audio and multifunction display (requires cruise control)

AM/FM stereo, 6.5" colour LCD touch screen, SYNC 3 and Navigation, SiriusXM with 6-month prepaid subscription and 4 front speakers; leather-wrapped steering wheel with controls for audio and multifunction display; and lane-keeping alert with driver alert (requires cruise control)

Radio delete (deletes radio, speakers, grilles, wiring and antenna)

2 rear speakers (shipped in dunnage box [Cutaway])

4 front speakers (restrictions apply; only available as an upgradable option to the Radio Prep Package [Cutaway])

All-weather front floor mats (only available with carpeted floor covering)

Auxiliary fuse panel (requires heavy-duty alternator and dual heavy-duty batteries; includes modified vehicle wiring system; included with user-defined upfitter switches)

Cruise control with message centre (full trip computer and engine-hour meter)

Flooring – Carpeting

Ford Telematics™ powered by Telogis®²

Power inverter (restrictions apply) – 12V to 110V (requires dual heavy-duty batteries)

Rear view camera with trailer hitch assist

User-defined upfitter switches (4; requires heavy-duty alternator and dual batteries; includes Modified Vehicle Wiring System, customer connection point and auxiliary fuse panel)

Vinyl sun visors with illuminated vanity mirrors (driver and passenger; restrictions apply; included in Interior Upgrade Package)

Exterior

Autolamp with rain-sensing wipers

Front licence plate bracket (standard in provinces/territories requiring 2 licence plates and optional in all others)

Mirrors – Short-arm, power sideview

Mirrors – Short-arm, power, heated sideview with turn signal indicators

Mirrors – Long-arm, power sideview

Mirrors – Long-arm, power, heated sideview with turn signal indicators

Remote Start System (n/a with manual windows and door locks)

Driver Assist & Security

Backup alarm²

Keys – 2 additional (4 total; manual keys with manual door locks; remote keyless entry key fobs included if equipped with power door locks)

MyKey® (restrictions apply; includes level 2 instrument cluster; n/a with speed-limiting options, radio delete, Radio Prep Package or Genuine Ford Accessories remote start)

SecuriCode™ keyless entry keypad (n/a with manual windows and door locks)

Optional Packages³

Ambulance Prep Package (Cutaway)

Auxiliary Heater/AC Prep Package without rear controls (Cutaway)

CNG/Propane Gaseous Engine Prep Package

Exterior Upgrade Package

Interior Upgrade Package

Motorhome Prep Package (Cutaway)

Multifunctional School Activity Bus Prep Package (Cutaway)

Passenger-Side Door Delete Package (Cutaway)

Premium Package

Radio Prep Package

School Bus Prep Package (Cutaway)

Shuttle Bus Prep Package (Cutaway)

Smoker's Package

Trailer Wiring Provisions Package

16" White Steel Wheel Package (DRW)

Available Fleet-Only Options

Manual windows and door locks (restrictions apply; deletes power windows and door locks; does not include remote keyless entry fob)

Mirrors – Short-arm, manual sideview (requires manual windows and door locks)

Mirrors – Long-arm, manual sideview (requires manual windows and door locks)

Speed limitation (105-, 113- and 121-km/h [65-, 70- and 75-mph] speed options)

16" white steel wheels with mini-cap and lug nut covers (SRW only)



Cutaway, Pewter cloth trim.



¹Always wear your safety belt, secure children in the rear seat (if equipped) and follow airbag warning label instructions.

²Ford Licensed Accessory. ³Explanation of package contents follows specifications sections.

OPTIONAL PACKAGES CONTENT

Ambulance Prep Package (Van/Cutaway) includes dual heavy-duty batteries, heavy-duty alternator; Auxiliary Heater/AC Prep Package without rear controls, fixed side- and rear-door tinted glass (Van), 3.73 limited-slip axle ratio on 3.2L Diesel (Van/Cutaway), 3.73 limited-slip axle ratio on 3.5L EcoBoost® (Van) and 4.10 axle ratio on 3.7L V6 (standard on Cutaway; standard on High Roof Van and optional on Medium Roof Van); spare wheel and tire (Cutaway), manual short-arm sideview mirrors, manual windows and door locks (Cutaway), Modified Vehicle Wiring System (Van), front licence plate bracket, auxiliary fuse panel (Van); Van requires Medium Roof or High Roof with sliding passenger-side door; n/a with Premium Package, passenger seat delete or Interior Upgrade Package on Cutaway

Auxiliary Heater/AC Prep Package without rear controls (Van/Wagon/Cutaway) included with Ambulance (Van/Cutaway), Shuttle Bus (Cutaway), School Bus (Cutaway) and RV (Wagon) Prep Packages; available with Builder's (Wagon) and Motorhome (Cutaway) Prep Packages; requires aftermarket upfit of a climate control system; n/a with front/rear driver-controlled air conditioning

Builder's Prep Package (Wagon) includes front licence plate bracket; Modified Vehicle Wiring System; vinyl front floor covering with XL and carpeted with XLT; AM/FM stereo with single-CD player, 4" multifunction display and 6 speakers (2 front and 4 rear) on XL Wagon; package deletes rear floor covering, rear seat rails, fixings, seats and restraints; requires dual heavy-duty batteries and heavy-duty alternator; n/a with RV Prep Package; side/rear scuff plates are not included

CNG/Propane Gaseous Engine Prep Package (Van/Wagon/Cutaway/Chassis Cab) includes hardened intake/exhaust valves and valve seats (3.7L V6 only; n/a with RWB Wagon)

Exterior Upgrade Package (Van/Wagon/Cutaway/Chassis Cab) includes chrome headlamp trim, grille and grille surround, and 16" black steel wheels with silver-styled covers (SRW only) (n/a on XL Wagon)

Heavy-Duty Trailer Tow Package (Van and Wagon) includes trailer wiring provisions, 4-/7-pin connector, electric brake controller tap-in capability, relay system for backup/B+/running lights, frame-mounted hitch receiver, and tow/haul mode

Interior Upgrade Package (Van/Cutaway/Chassis Cab) includes full-height polypropylene panels on side walls and doors (Van), cruise control, leather-wrapped steering wheel with controls for audio and multifunction display, Pewter or Charcoal cloth 2-way manual driver and passenger seats with manual recline, AM/FM stereo with single-CD player, 4" multifunction display, message centre, SYNC® with MyFord™ 4 speakers (6 on Van), I/P console mats, and driver/passenger vinyl sun visors with illuminated vanity mirrors (n/a with Passenger-Side Door Delete, or Ambulance, Motorhome, Multifunctional School Activity Bus, School Bus or Shuttle Bus Prep Packages on Cutaway/Chassis Cab)

Load Area Protection Package (Van) restrictions apply; includes complete rear polypropylene panels on side walls and doors, and vinyl front and rear floor cover

Modified Vehicle Wiring System (Van/Wagon) includes modified vehicle connections for customized wiring harness provisions; requires heavy-duty alternator and dual heavy-duty batteries; included with Ambulance, Builder's and RV Prep Packages, auxiliary fuse panel, and user-defined upfitter switches; standard on Cutaway and Chassis Cab

Motorhome Prep Package (Cutaway) includes cruise control, driver/passenger sun visors, AM/FM stereo with 2 front speakers and digital clock, modified vehicle wiring, Trailer Wiring Provisions Package, front licence plate bracket, heavy-duty alternator, dual heavy-duty batteries and auxiliary fuse panel; Pewter or Charcoal cloth 2-way manual driver and passenger seats with manual recline, inboard armrests and manual driver's lumbar; Exterior Upgrade Package, and front vinyl floor covering; n/a with Interior Upgrade Package, Premium Package or Passenger-Side Door Delete Package

Multifunctional School Activity Bus Prep Package (Cutaway) includes banded front-door glass, dual heavy-duty batteries, heavy-duty alternator, manual windows and door locks, front licence plate bracket, auxiliary fuse panel, Auxiliary Heater/AC Prep Package without rear controls, Passenger-Side Door Delete Package; n/a with Premium or Interior Upgrade Packages, 178" WB or School Bus Yellow exterior paint

Passenger-Side Door Delete Package (Cutaway) includes Radio Prep Package and manual windows and door locks; requires Pewter vinyl, 2-way manual driver's seat only with manual lumbar (passenger seat delete; includes inboard armrest; n/a with Interior Upgrade Package or Ambulance and Motorhome Prep Packages)

Premium Package (Van/Cutaway/Chassis Cab) includes Interior and Exterior Upgrade Packages; Pewter leather trim, 10-way power driver and passenger seats with inboard armrests; and vinyl front and rear floor covering (Van); n/a with Ambulance, Motorhome or School Bus Prep Packages

Radio Prep Package (Van/Cutaway/Chassis Cab) includes front speaker grilles, antenna, cover plate in place of radio, wiring for single-CD audio packages and speakers (no radio chassis provided)

RV Prep Package (XLT Wagon only; restrictions apply) includes Modified Vehicle Wiring System, Trailer Wiring Provisions Package, front licence plate bracket, privacy glass, and partial floor covering (carpet); requires dual heavy-duty batteries and heavy-duty alternator; package deletes all wagon content behind the B-pillar including floor covering (front and rear), rear seating, rear seat rails, fixings and restraints, rear headliner, rear side-curtain airbags and rear climate control; n/a with Builder's Prep Package

School Bus Prep Package (Cutaway) includes banded front-door glass, dual heavy-duty batteries, heavy-duty alternator, front licence plate bracket, auxiliary fuse panel, manual front windows and locks, and Passenger-Side Door Delete Package; n/a with Interior Upgrade or Premium Packages, or 178" WB

Shuttle Bus Prep Package (Cutaway) includes Exterior Upgrade Package, dual heavy-duty batteries, heavy-duty alternator, front licence plate bracket, auxiliary fuse panel, and trailer wiring provisions; n/a with Interior Upgrade or Premium Packages

Smoker's Package includes cigarette lighter and ash cup

Trailer Wiring Provisions Package (Van/Wagon/Cutaway/Chassis Cab) includes trailer wiring harness, blunt-cut trailer/upfit wiring to rear of vehicle, trailer sway control, and tow/haul mode; included with Motorhome and Shuttle Bus Prep Packages

16" White Steel Wheel Package (DRW Fleet only; Van/Wagon/Cutaway/Chassis Cab) includes white steel wheels with front hubcaps and rear wheel covers; Tire Pressure Monitoring System is deleted

EXTERIORS This helpful guide is intended for selecting an exterior colour – not features, options or a trim level.



Oxford White



Ingot Silver Metallic



School Bus Yellow



Race Red



Blue Jeans Metallic



Caribou Metallic



Lunar Sky Metallic



Magnetic Metallic




Green Gem Metallic




Shadow Black


INTERIORS




1 Pewter Vinyl



2 Pewter Cloth



3 Pewter Leather



4 Charcoal Cloth

Exteriors	Interiors			
	Van	Wagon	Cutaway	Chassis Cab
Oxford White	1 2 3 4	1 2 3 4	1 2 3 4	1 2 3 4
Ingot Silver Metallic	1 2 3 4	1 2 3 4	1 2 3 4	1 2 3 4
School Bus Yellow ¹	1 2 3 4	1 2 3 4	1 2 3 4	1 2 3 4
Race Red	1 2 3 4	1 2 3 4	1 2 3 4	1 2 3 4
Blue Jeans Metallic	1 2 3 4	1 2 3 4	1 2 3 4	1 2 3 4
Caribou Metallic	1 2 3 4	1 2 3 4	1 2 3 4	1 2 3 4
Lunar Sky Metallic	1 2 3 4	1 2 3 4	1 2 3 4	1 2 3 4
Magnetic Metallic	1 2 3 4	1 2 3 4	1 2 3 4	1 2 3 4
Green Gem Metallic	1 2 3 4	1 2 3 4	1 2 3 4	1 2 3 4
Shadow Black	1 2 3 4	1 2 3 4	1 2 3 4	1 2 3 4

¹ Not available on XLT Wagon ² Standard on XLT Wagon ³ Not available on XL Wagon or XLT LWB/LWB Extended-Length

Colours are representative only. See your Ford of Canada Dealer for actual paint/trim options.

⁴Fleet only. Not available on XLT Wagon.

TRANSIT VAN

TECHNICAL SPECIFICATIONS

DIMENSIONS

Transit	150/250 SRW		150/250/350 SRW			250/350 SRW 350 HD DRW
Wheelbase in.	Regular		Long			Long Extended-Length 148
	130		148			
Roof height	LR	MR	LR	MR	HR	HR
Passenger capacity	2	2	2	2	2	2
Rows of seats	1	1	1	1	1	1

Exterior in. (mm)

Wheelbase	129.9 (3,300)	129.9 (3,300)	147.6 (3,750)	147.6 (3,750)	147.6 (3,750)	147.6 (3,750)
Length	219.9 (5,585)	217.8 (5,531)	237.6 (6,035)	235.5 (5,981)	235.5 (5,981)	263.9 (6,704)
Height	83.6 (2,123)	100.8 (2,561)	83.2 (2,114)	100.7 (2,558)	110.1 (2,797)	109.4 (2,780)
Width excluding mirrors	81.3 (2,066)	81.3 (2,066)	81.3 (2,066)	81.3 (2,066)	81.3 (2,066)	83.7 (2,126)
Width including mirrors	97.4 (2,474)	97.4 (2,474)	97.4 (2,474)	97.4 (2,474)	97.4 (2,474)	97.4 (2,474)
Width – Mirrors folded	83.2 (2,114)	83.2 (2,114)	83.2 (2,114)	83.2 (2,114)	83.2 (2,114)	83.2 (2,114)
Front track	68.2 (1,732)	68.2 (1,732)	68.2 (1,732)	68.2 (1,732)	68.2 (1,732)	68.5 (1,740)
Rear track	68.6 (1,743)	68.6 (1,743)	68.6 (1,743)	68.6 (1,743)	68.6 (1,743)	65.7 (1,670)
Front overhang	40.3 (1,023)	40.3 (1,023)	40.3 (1,023)	40.3 (1,023)	40.3 (1,023)	40.3 (1,023)
Rear overhang	49.7 (1,262)	47.6 (1,208)	49.7 (1,262)	47.6 (1,208)	47.6 (1,208)	76.0 (1,931)
Load height (curb)	28.9 (733)	28.9 (733)	28.7 (730)	28.7 (730)	28.7 (730)	28.0 (712)
Side door opening height	49.6 (1,260)	63.0 (1,601)	49.6 (1,260)	63.0 (1,601)	63.0 (1,601)	63.0 (1,601)
Side door opening width – 60/40 swing-out	51.2 (1,300)	–	51.2 (1,300)	–	–	–
Side door opening width – Sliding	51.2 (1,300)	51.2 (1,300)	51.2 (1,300)	51.2 (1,300)	51.2 (1,300)	51.2 (1,300)
Rear cargo door opening height	49.5 (1,258)	64.9 (1,648)	49.5 (1,258)	64.9 (1,648)	74.3 (1,887)	74.3 (1,887)
Rear cargo door opening width	61.7 (1,568)	61.7 (1,568)	61.7 (1,568)	61.7 (1,568)	61.7 (1,568)	61.7 (1,568)

Interior in. (mm)

Head room	40.8 (1,037)	52.0 (1,320)	40.8 (1,037)	52.0 (1,320)	56.6 (1,437)	56.6 (1,437)
Shoulder room	67.9 (1,724)	67.9 (1,724)	67.9 (1,724)	67.9 (1,724)	67.9 (1,724)	67.9 (1,724)
Hip room	67.5 (1,714)	67.5 (1,714)	67.5 (1,714)	67.5 (1,714)	67.5 (1,714)	67.5 (1,714)
Leg room (max.)	41.3 (1,050)	41.3 (1,050)	41.3 (1,050)	41.3 (1,050)	41.3 (1,050)	41.3 (1,050)
Passenger volume cu. ft. (litres)	63.7 (1,803.7)	81.1 (2,296.4)	63.7 (1,803.7)	81.1 (2,296.4)	88.3 (2,500.3)	88.3 (2,500.3)
Cargo length front (at floor)	126.0 (3,200)	126.0 (3,200)	143.7 (3,650)	143.7 (3,650)	143.7 (3,650)	172.2 (4,373)
Cargo length front (at belt)	115.9 (2,943)	115.9 (2,943)	133.6 (3,393)	133.6 (3,393)	133.6 (3,393)	162.0 (4,116)
Cargo width between wheelhouses	54.8 (1,392)	54.8 (1,392)	54.8 (1,392)	54.8 (1,392)	54.8 (1,392)	45.4 (1,154)
Cargo height maximum	56.9 (1,446)	72.0 (1,830)	56.9 (1,446)	72.0 (1,830)	81.5 (2,069)	81.5 (2,069)

Cargo capacity cu. ft. (litres)

Cargo volume behind 1st row	246.7 (6,984.6)	315.2 (8,925.9)	277.7 (7,862.6)	357.1 (10,110.6)	404.3 (11,447.1)	487.3 (13,797.3)
Maximum cargo volume with front-passenger seat removed	285 (8,071.5)	363.8 (10,301.4)	316.1 (8,949.5)	405.6 (11,486.1)	459.2 (13,002.3)	542.2 (15,352.5)

CONFIGURATIONS

Transit	150 SRW				250 SRW					350 SRW				350 HD DRW			
Wheelbase in.	Regular		Long		Regular		Long			Long Extended-Length 148		Long		Long Extended-Length 148		Long Extended-Length 148	
	130		148		130		148			148		148		148		148	
Roof height	LR	MR	LR	MR	LR	MR	LR	MR	HR	HR	LR	MR	HR	HR	HR	HR	

Side Doors

60/40 passenger-side	■	–	■	–	■	–	■	–	–	–	■	–	–	–	–	–
Sliding passenger-side	□	■	□	■	□	■	□	■	■	■	□	■	■	■	■	■
Dual sliding	–	□	–	□	–	□	–	□	□	□	–	□	□	□	□	□

Engine

3.7L Ti-VCT V6	■	■	■	■	■	■	■	■	■	■	■	■	■	■	–	–
3.5L EcoBoost® V6	□	□	□	□	□	□	□	□	□	□	□	□	□	□	■	■
3.2L Power Stroke® 5-cylinder Turbo Diesel	□	□	□	□	□	□	□	□	□	□	–	–	–	□	□	□

Max. Capabilities lbs. (kg)

GVWR	8,600 (3,901)			9,000 (4,082)			9,500 (4,309)			9,950 (4,513)	10,360 (4,699)
Payload	3,680 (1,669)			4,080 (1,851)			4,450 (2,018)			4,150 (1,882)	4,560 (2,068)

MAXIMUM LOADED TRAILER WEIGHT RATINGS¹ lbs. (kg)

	Regular axle			Limited-slip axle			GCWR	Roof height	Wheelbase in.		
	3.31	3.73	4.10	3.31	3.73	4.10			Regular 130	Long 148	Long Extended-Length 148
3.7L Ti-VCT V6	–	■	–	–	□	–	10,800 (4,899)	LR / MR	5,400 (2,449)	5,200 (2,359)	–
	–	–	□	–	–	□	12,000 (5,443)	LR / MR	6,600 (2,994)	6,400 (2,903)	–
	–	–	■	–	–	□	12,000 (5,443)	HR	–	6,200 (2,812)	6,000 (2,722)
3.5L EcoBoost V6	■ ²	–	–	–	–	–	11,200 (5,080)	LR / MR / HR	5,700 (2,585)	5,600 (2,540)	5,100 (2,313)
	–	□ ³	–	–	□ ⁴	–	12,600 (5,715)/13,000 (5,897) (EL)	LR / MR / HR	7,100 (3,221)	7,000 (3,175)	6,700 (3,039)
3.2L Power Stroke 5-cylinder Turbo Diesel	■ ²	–	–	–	–	–	10,600 (4,808)	LR / MR / HR	4,800 (2,177)	4,600 (2,087)	4,200 (1,905)
	–	□	–	–	□	–	13,500 (6,123)	LR / MR / HR	–	7,500 (3,402)	7,100 (3,221)

■ Standard □ Optional, at extra cost – Not applicable

Conventional Towing Notes: Trailer tongue load weight should be 10-15% of the total loaded trailer weight. Make sure that the vehicle payload (reduced by option weight) will accommodate trailer tongue load weight, and the weight of passengers and cargo added to the towing vehicle. The addition of trailer tongue load weight, and the weight of passengers and cargo, cannot cause vehicle weights to exceed the rear GAWR (Gross Axle Weight Rating) or GVWR (Gross Vehicle Weight Rating). These ratings can be found on the vehicle Safety Compliance Certification Label.

¹Maximum towing ratings achieved with lowest roof height available. *Not available with DRW. ³Not available on HR SRW. ⁴Not available on HR SRW, with the exception of the Ambulance Prep Package.

LR = Low Roof MR = Medium Roof HR = High Roof

TRANSIT WAGON

TECHNICAL SPECIFICATIONS

DIMENSIONS

Transit	150 SRW				350 SRW						350 HD DRW
Wheelbase in.	Regular				Long						Long Extended-Length 148
	130				148						
Roof height	LR		MR		LR		MR		HR		HR
Passenger capacity	8	10	8	10	12	15	12	15	12	15	15
Rows of seats	3	4	3	4	4	5	4	5	4	5	5

Exterior in. (mm)

Wheelbase	129.9 (3,300)	129.9 (3,300)	147.6 (3,750)	147.6 (3,750)	147.6 (3,750)	147.6 (3,750)
Length	219.9 (5,585)	217.8 (5,531)	237.6 (6,035)	235.5 (5,981)	235.5 (5,981)	263.9 (6,704)
Height	82.2 (2,089)	98.7 (2,506)	82.4 (2,092)	99.2 (2,520)	108.6 (2,759)	107.7 (2,736)
Width excluding mirrors	81.3 (2,066)	81.3 (2,066)	81.3 (2,066)	81.3 (2,066)	81.3 (2,066)	81.3 (2,066)
Width including mirrors	97.4 (2,474)	97.4 (2,474)	97.4 (2,474)	97.4 (2,474)	97.4 (2,474)	97.4 (2,474)
Width – Mirrors folded	83.2 (2,114)	83.2 (2,114)	83.2 (2,114)	83.2 (2,114)	83.2 (2,114)	83.2 (2,114)
Front track	68.2 (1,732)	68.2 (1,732)	68.2 (1,732)	68.2 (1,732)	68.2 (1,732)	68.2 (1,732)
Rear track	68.6 (1,743)	68.6 (1,743)	68.6 (1,743)	68.6 (1,743)	68.6 (1,743)	68.6 (1,743)
Front overhang	40.3 (1,023)	40.3 (1,023)	40.3 (1,023)	40.3 (1,023)	40.3 (1,023)	40.3 (1,023)
Rear overhang	49.7 (1,262)	47.6 (1,208)	49.7 (1,262)	49.7 (1,262)	47.6 (1,208)	76.0 (1,931)
Load height (curb)	28.2 (717)	28.2 (717)	28.8 (731)	28.8 (731)	28.8 (731)	27.8 (707)
Side door opening height	49.6 (1,260)	63.0 (1,600)	49.6 (1,260)	63.0 (1,600)	63.0 (1,600)	63.0 (1,600)
Side door opening width – 60/40 swing-out	51.2 (1,300)	–	51.2 (1,300)	–	–	–
Side door opening width – Sliding	51.2 (1,300)	51.2 (1,300)	51.2 (1,300)	51.2 (1,300)	51.2 (1,300)	51.2 (1,300)
Rear cargo door opening height	46.9 (1,192)	62.8 (1,595)	46.9 (1,192)	62.8 (1,595)	72.2 (1,834)	72.2 (1,834)
Rear cargo door opening width	59.8 (1,520)	59.8 (1,520)	59.8 (1,520)	59.8 (1,520)	59.8 (1,520)	59.8 (1,520)

Interior in. (mm)

Head room: 1st row	40.8 (1,037)	52.0 (1,320)	40.8 (1,037)	52.0 (1,320)	56.6 (1,437)	56.6 (1,437)					
2nd row	41.1 (1,045)	55.8 (1,417)	41.1 (1,045)	55.8 (1,417)	65.2 (1,656)	65.2 (1,656)					
3rd row	40.6 (1,032)	55.8 (1,417)	40.6 (1,032)	55.8 (1,417)	65.2 (1,656)	65.2 (1,656)					
4th row	–	38.7 (983)	–	55.8 (1,417)	38.7 (983)	55.8 (1,417)					
5th row	–	–	–	34.2 (969)	–	47.2 (1,336)					
Shoulder room: 1st / 2nd / 3rd / 4th ¹ / 5th row ¹	67.9 / 71.4 / 67.0 / 67.8 / – (1,724 / 1,813 / 1,703 / 1,722 / –)		67.9 / 71.4 / 67.0 / 67.8 / 60.8 (1,724 / 1,813 / 1,703 / 1,722 / 1,544)								
Hip room: 1st / 2nd / 3rd / 4th ¹ / 5th row ¹	67.5 / 69.6 / 67.3 / 68.0 / – (1,714 / 1,767 / 1,709 / 1,728 / –)		67.5 / 69.6 / 67.3 / 68.0 / 61.0 (1,714 / 1,767 / 1,709 / 1,728 / 1,549)								
Leg room: 1st row (max.)/2nd / 3rd / 4th ¹ / 5th row ¹	41.3 / 33.7 / 35.6 / 35.6 / – (1,050 / 855 / 903 / 903 / –)		41.3 / 33.7 / 35.6 / 35.6 / 35.6 (1,050 / 855 / 903 / 903 / 903)								
Passenger volume cu. ft. (litres)	177.0 (5,012)	230.9 (6,538.3)	235.6 (6,671.4)	313.4 (8,874.4)	264.9 (7,501.1)	318.1 (9,007.5)	313.4 (8,874.4)	386.8 (10,952.9)	359.9 (10,191.2)	445.4 (12,612.3)	445.4 (12,612.3)
Cargo length front (at floor)	124.0 (3,150)	124.0 (3,150)	141.7 (3,600)	141.7 (3,600)	141.7 (3,600)	170.2 (4,323)					
Cargo length front (at belt)	115.1 (2,924)	115.1 (2,924)	132.8 (3,374)	132.8 (3,374)	132.8 (3,374)	161.3 (4,097)					
Cargo width between wheelhouses	53.7 (1,364)	53.7 (1,364)	53.7 (1,364)	53.7 (1,364)	53.7 (1,364)	53.7 (1,364)					
Cargo height maximum	52.8 (1,341)	67.6 (1,717)	67.6 (1,717)	52.8 (1,341)	67.6 (1,717)	77.0 (1,956)	77.0 (1,956)				

Cargo capacity cu. ft. (litres)

Cargo volume behind: 1st row	224.5 (6,356)	292.7 (8,288.1)	256.4 (7,261.8)	336.1 (9,516.2)	382.6 (10,834.5)	461.9 (13,080.9)
2nd row	151.8 (4,298.4)	197.9 (5,605)	183.0 (5,181.9)	239.8 (6,790.6)	273.0 (7,731.3)	349.6 (9,899.9)
3rd row	94.2 (2,668)	125.0 (3,539.5)	124.5 (3,525.9)	166.9 (4,725.1)	190.0 (5,379.6)	266.6 (7,548.3)
4th row	–	39.1 (1,106)	–	51.8 (1,467.3)	70.1 (1,985)	93.9 (2,660.2)
5th row	–	–	–	–	–	107.0 (3,028.7)
	–	–	–	–	–	184.0 (5,210.8)
	–	–	–	–	–	100.5 (2,845.8)

CONFIGURATIONS

Transit	150 SRW		350 SRW			350 HD DRW
Wheelbase in.	Regular		Long			Long Extended-Length 148
	130		148			
Roof height	LR	MR	LR	MR	HR	HR
Passenger capacity	8/10		12/15			15

Side Doors

60/40 passenger-side	■	–	■	–	–	–
Sliding passenger-side	□	■	□	■	■	■

Engine

3.7L Ti-VCT V6	■	■	■	■	■	–
3.5L EcoBoost® V6	□	□	□	□	□	■
3.2L Power Stroke® 5-cylinder Turbo Diesel	–	–	□	□	□	□

Max. Capabilities lbs. (kg)

GVWR	8,550 (3,878)	9,400 (4,264)	10,360 (4,699)
Payload	3,000 (1,361)	2,900 (1,315)	3,480 (1,579)

MAXIMUM LOADED TRAILER WEIGHT RATINGS² lbs. (kg)

	Regular axle			Limited-slip axle			GCWR	Roof height	Wheelbase in.		
	3.31	3.73	4.10	3.31	3.73	4.10			Regular 130	Long 148	Long Extended-Length 148
3.7L Ti-VCT V6	–	■	–	–	□	–	10,800 (4,899)	LR / MR	4,700 (2,132)	4,200 (1,905)	–
	–	–	□ ³	–	–	□ ³	11,200 (5,080)	LR / MR	5,100 (2,313)	4,600 (2,087)	–
	–	–	■	–	–	□	11,200 (5,080)	HR	–	4,400 (1,996)	–
3.5L EcoBoost V6	■ ⁴	–	–	□ ⁴	–	–	11,200 (5,080)	LR / MR / HR	5,100 (2,313)	4,600 (2,087)	–
	–	□ ⁵	–	–	□ ⁵	–	11,200 (5,080)	HR	–	–	3,800 (1,724)
3.2L Power Stroke 5-cylinder Turbo Diesel	■ ⁴	–	–	□ ⁴	–	–	10,600 (4,808)	LR / MR / HR	–	3,700 (1,678)	–
	–	□	–	–	□	–	11,200 (5,080)	LR / MR / HR	–	4,300 (1,950)	3,500 (1,588)

■ Standard □ Optional, at extra cost – Not applicable

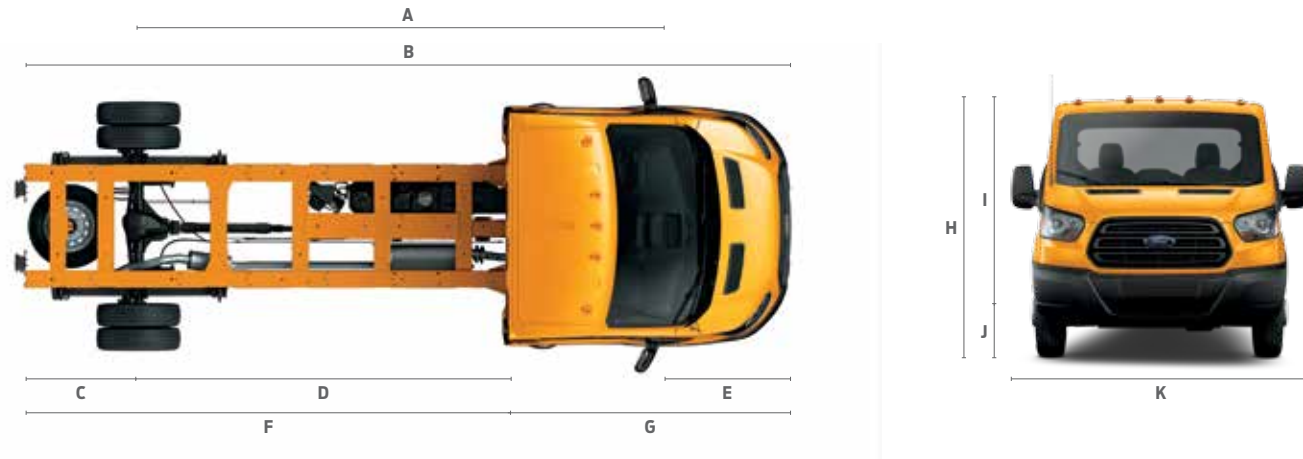
¹Row availability varies by seating configuration. ²Maximum towing ratings achieved with lowest roof height available.

³Restrictions apply. ⁴Not available with DRW. ⁵Not available on SRW.

LR = Low Roof MR = Medium Roof HR = High Roof

TRANSIT CUTAWAY & CHASSIS CAB

TECHNICAL SPECIFICATIONS



DIMENSIONS

Transit	250 SRW	350 HD DRW	250 SRW	350 SRW	350 HD DRW	350 HD DRW
A Wheelbase in.	Regular	Regular	Long		Long	Long Extended-Length 178
	138	138	155.7		155.7	
Passenger capacity	2	2	2		2	2

Cutaway in. (mm)

Transit	250 SRW	350 HD DRW	250 SRW	350 SRW	350 HD DRW	350 HD DRW
B Overall length	223.3 (5,673)	223.3 (5,673)	241.1 (6,123)		241.1 (6,123)	263.4 (6,691)
C Rear axle to end of frame or rear overhang	45.1 (1,146)	45.1 (1,146)	45.1 (1,146)		45.1 (1,146)	45.1 (1,146)
D Rear of cab to rear axle	82.6 (2,097)	82.6 (2,097)	100.3 (2,547)		100.3 (2,547)	122.6 (3,115)
E Front overhang	40.3 (1,023)	40.3 (1,023)	40.3 (1,023)		40.3 (1,023)	40.3 (1,023)
F Rear of cab to end of frame	127.7 (3,243)	127.7 (3,243)	145.4 (3,693)		145.4 (3,693)	167.7 (4,261)
G Cab length	95.7 (2,430)	95.7 (2,430)	95.7 (2,430)		95.7 (2,430)	95.7 (2,430)
H Overall cab height (curb)	87.3 (2,217)	86.8 (2,204)	87.0 (2,210)		86.5 (2,197)	86.5 (2,197)
I Top of frame to top of cab	61.2 (1,554)	61.2 (1,554)	61.2 (1,554)		61.2 (1,554)	61.2 (1,554)
J Load height (loaded)	25.0 (636)	24.7 (628) 24.5 (623)	25.9 (657) 25.5 (648)		25.7 (652) 25.4 (646)	25.0 (634) 24.6 (625)
K Overall width	80.8 (2,052)	83.1 (2,112)	80.8 (2,052)		83.1 (2,112)	83.1 (2,112)
Front track	68.2 (1,732)	68.5 (1,740)	68.2 (1,732)		68.5 (1,740)	68.5 (1,740)
Rear track	68.6 (1,743)	65.7 (1,670)	68.6 (1,743)		65.7 (1,670)	65.7 (1,670)

Chassis Cab in. (mm)

Transit	250 SRW	350 HD DRW	250 SRW	350 SRW	350 HD DRW	350 HD DRW
B Overall length	223.3 (5,673)	223.3 (5,673)	241.1 (6,123)		241.1 (6,123)	263.4 (6,691)
C Rear axle to end of frame or rear overhang	45.1 (1,146)	45.1 (1,146)	45.1 (1,146)		45.1 (1,146)	45.1 (1,146)
D Rear of cab to rear axle	82.6 (2,097)	82.6 (2,097)	100.3 (2,547)		100.3 (2,547)	122.6 (3,115)
E Front overhang	40.3 (1,023)	40.3 (1,023)	40.3 (1,023)		40.3 (1,023)	40.3 (1,023)
F Rear of cab to end of frame	127.7 (3,243)	127.7 (3,243)	145.4 (3,693)		145.4 (3,693)	167.7 (4,261)
G Cab length	95.7 (2,430)	95.7 (2,430)	95.7 (2,430)		95.7 (2,430)	95.7 (2,430)
H Overall cab height (curb)	87.2 (2,214)	86.7 (2,201)	86.9 (2,208)		86.4 (2,194)	86.4 (2,194)
I Top of frame to top of cab	61.2 (1,554)	61.2 (1,554)	61.2 (1,554)		61.2 (1,554)	61.2 (1,554)
J Load height (loaded)	24.8 (630)	24.7 (628) 24.3 (617)	25.6 (651) 25.3 (642)		25.6 (649) 25.2 (641)	24.9 (632) 24.4 (620)
K Overall width	80.8 (2,052)	83.1 (2,112)	80.8 (2,052)		83.1 (2,112)	83.1 (2,112)
Front track	68.2 (1,732)	68.5 (1,740)	68.2 (1,732)		68.5 (1,740)	68.5 (1,740)
Rear track	68.6 (1,743)	65.7 (1,670)	68.6 (1,743)		65.7 (1,670)	65.7 (1,670)

Interior – Cutaway & Chassis Cab in. (mm)

Head room	44.9 (1,140)	44.9 (1,140)	44.9 (1,140)		44.9 (1,140)	44.9 (1,140)
Shoulder room	67.9 (1,725)	67.9 (1,725)	67.9 (1,725)		67.9 (1,725)	67.9 (1,725)
Hip room	67.5 (1,715)	67.5 (1,715)	67.5 (1,715)		67.5 (1,715)	67.5 (1,715)
Maximum leg room	41.3 (1,049)	41.3 (1,049)	41.3 (1,049)		41.3 (1,049)	41.3 (1,049)

CONFIGURATIONS

Transit	250 SRW		350 SRW	350 HD DRW			350 HD DRW		
Wheelbase in.	Regular	Long	Long	Regular	Long	Long Extended-Length 178	Regular	Long	Long Extended-Length 178
	138	156	156	138	156		138	156	

Engine

3.7L Ti-VCT V6	■	■	■	■	■	■	■	■	■
3.2L Power Stroke® 5-cylinder Turbo Diesel	□	□	□	□	□	□	□	□	□

Max. Capabilities lbs. (kg)

GVWR	9,000 (4,082)	9,500 (4,309)	9,950 (4,513)	10,360 (4,699)
Payload	4,850 (2,200)	5,290 (2,400)	5,610 (2,545)	6,020 (2,731)

MAXIMUM LOADED TRAILER WEIGHT RATINGS lbs. (kg)


	Regular axle			Limited-slip axle			GCWR	Wheelbase in.		
	3.31	3.73	4.10	3.31	3.73	4.10		Regular	Long	Long Extended-Length 178
3.7L Ti-VCT V6	–	–	■	–	–	□	12,000 (5,443)	6,800 (3,084)	6,600 (2,994)	6,200 (2,812)
3.2L Power Stroke 5-cylinder Turbo Diesel	–	■	–	–	□	–	13,500 (6,123)	7,500 (3,402)	7,500 (3,402)	7,100 (3,221)

TRANSIT WHEELS

Wheel configuration	Van		Wagon				Cutaway & Chassis Cab	
	SRW	DRW	XL		XLT		SRW	DRW
			SRW	DRW	SRW	DRW		
1 16" Silver Steel w/Black Hubcap	■	–	■	–	–	–	■	–
2 16" White Steel w/Mini-cap and Lug Nut Covers	□	–	□	–	–	–	□	–
3 16" Black Steel w/Silver-Styled Cover	□	–	□	–	■	–	□	–
4 16" Aluminum w/Locking Lug Nuts	□	–	□	–	□	–	□	–
5 16" Silver Steel w/Silver Front Hubcap	–	■	–	■	–	■	–	■
6 16" White Steel w/White Front Hubcap	–	□	–	□	–	□	–	□



1



2



3



4



5



6



TAKE YOUR WORKSHOP WITH YOU.

Transit Van is ideal for the custom storage and shelving systems available through your local Ford of Canada Dealer. Use your imagination by combining a generous cargo space with these innovative storage solutions to create one hardworking vehicle for yourself.

To help make your Transit even more productive, you can contact these suppliers in either Ford of Canada's Pool Account or Ship-Thru Programs. Ask your Ford of Canada Dealer for complete details.

Adrian Steel Canada
 Auto Truck Group Canada
 Crown North America
 DEL Equipment
 Dynamic Fiber Ltée
 Farmbro Inc.
 G.W.A. Van & Truck Equipment
 G.W. Anglin Manufacturing
 Intercontinental Truck Body
 Alberta
 Intercontinental Truck Body
 BC

Les Entreprises Gaevan Inc.
 Les Fourgons Rive-Sud Inc.
 Les Fourgons Transit Inc.
 Malley Industries Inc.
 Multivans Inc.
 Sterling Fleet Outfitters
 Thermo King Western Inc.
 Edmonton
 Twin Equipment (Outaouais) Ltd.
 Van Pro Inc.
 Western Truck Body Mfg.



Transit 250 Medium Roof LWB Van in Lunar Sky Metallic accessorized with keyless entry keypad, roof rack, heavy-duty splash guards with stainless steel inserts, side window deflectors, and 16" 10-spoke aluminum wheels

Remote start systems

All-weather floor mats

Trailer hitch assembly

Back-up alarm by ECCO^{®1}

Exterior

Hood protector¹
 Roof racks
 Side window deflectors
 Splash guards
 Trailer towing accessories

Wheels

16" 10-spoke aluminum
 Wheel lock kit

Interior

All-weather and premium carpeted floor mats
 Ash cup/coin holders
 Cargo area illumination
 Cargo mats and liners
 Cargo organizers
 Interior light kit
 Interior rear window grilles
 Protective seat covers¹
 Tablet cradle¹

Electronics

Ford Telematics™ powered by Telogis^{®1}
 Keyless entry keypad
 Remote start systems
 Warning sensor systems¹
 Vehicle Security System

¹Ford Licensed Accessory.