



Scan this QR code to learn more about Ford vehicles at m.ford.ca. Mobile data rates may apply.

Our commitment to you: Peace-of-Mind Protection

- Basic Coverage: 3 years/60,000 km
- Gas Engine Powertrain Limited Warranty: 5 years/100,000 km
- Diesel Engine Powertrain Limited Warranty: 5 years/160,000 km
- Corrosion Perforation Warranty: 5 years/unlimited distance
- Roadside Assistance: 5 years/100,000 km

Certain conditions apply. For more information on these warranties and coverages, ask your local Ford of Canada Dealer or visit ford.ca.

Ford Extended Service Plan. Help protect your investment and add to your peace of mind by complementing your vehicle purchase or lease with a Ford Extended Service Plan (ESP). Ford ESP protects you against unexpected repair costs after your Basic Coverage in the New Vehicle Limited Warranty expires by covering many vehicle components. Enjoy the drive even more by complementing your ESP with a prepaid maintenance plan, which covers all required scheduled maintenance for your vehicle, plus 8 wear items. See your Ford of Canada Dealer for details.

Ford Credit. Get the ride you want. Whether you plan to lease or finance, you'll find the choices that are right for you at Ford Credit. Ask your local Ford of Canada Dealer for details or check us out at fordcredit.ca.

Ford Original Accessories that are properly installed by the authorized Dealer that sold the accessory will be warranted for whichever provides you the greatest benefit: 24 months/unlimited distance, or the remainder of your 3-year/60,000-km New Vehicle Limited Warranty. Ford Licensed Accessories (FLA) are warranted by the accessory manufacturer's warranty. FLA are designed and developed by the accessory manufacturer and have not been designed or tested to Ford Motor Company engineering requirements. Contact your local Ford of Canada Dealer for details and/or a copy of all limited warranties.

For prompt, courteous answers to your questions: Ford Customer Relationship Centre 1-800-565-3673; Ford Credit Customer Service Centre 1-877-636-7346.

Comparisons based on competitive models (class is Full-Size Pickups over 8,500 lbs. [3,856 kg]), publicly available information and Ford certification data at the time of printing. Some features discussed may be optional. Vehicles shown may contain optional equipment. Features shown may be offered only in combination with other options or subject to additional ordering requirements or limitations. Dimensions shown may vary due to optional features and/or production variability. Information is provided on an "as is" basis and could include technical, typographical or other errors. Ford Motor Company of Canada, Limited, makes no warranties, representations, or guarantees of any kind, express or implied, including but not limited to, accuracy, currency, or completeness, the operation of the information, materials, content, availability, and products. Your Ford of Canada Dealer is your best source for up-to-date information. Ford Motor Company of Canada, Limited, reserves the right to change product specifications at any time without incurring obligations. Colours may not be exactly as illustrated due to restrictions of the printing process. Please see your sales consultant for specific colour and model availability.

iPod is a trademark of Apple Inc., registered in the U.S. and other countries. King Ranch is a trademark of King Ranch, Inc. Master Lock is a registered trademark of Master Lock Company LLC. Rancho is a registered trademark of Tenneco Automotive Operating Company Inc. "SiriusXM," the SiriusXM logo, channel names and logos are trademarks of SiriusXM Radio Inc. and are used under licence. Sony is a registered trademark of the Sony Corporation. The Bluetooth word mark is a trademark of the Bluetooth SIG, Inc. All other trademarks, service marks, images and logos are property of their respective owners and are displayed in this publication with permission. All rights reserved.

Questions or comments?



blog.ford.ca



facebook.com/FordCanada



twitter.com/FordCanada



youtube.com/FordCanada



ford.ca

© 2015 Ford Motor Company of Canada, Limited

2016 | **SUPER DUTY®**



TOUGH KEEPS GETTING TOUGHER.

The 2016 Ford Super Duty® takes Built Ford Tough® to extremes, so you can get more work done. Super Duty comes in your choice of 3 capable models: F-250, F-350, and the max. towing leader, F-450. Trim choices include XL, XLT, LARIAT, KING RANCH,™ and our top-of-the-line PLATINUM.

The 31,200-lb. (14,152-kg) max. towing capability on F-450 is best-in-class.¹ F-450 also offers you a class-leading 40,400-lb. (18,325-kg) GCWR. And to help you handle all that weight, trailer sway control is standard.



**CLASS-BEST
MAX. TOWING**  **31,200 LBS.^{1,2}**

Engine-exhaust braking power provides improved grade descent control since less manual braking will be required of drivers. That means there should be less wear and tear on the wheel brakes and transmission.

Engineered for the toughest work, you'll find Ford F-Series serving many essential industries, including construction, heavy hauling, emergency vehicles, agriculture, forestry, utility services, and others.

With the most configurations in its class,¹ there's a Super Duty that's right for you. Plus, you can rest assured it's built on a foundation engineered to last.



F-250

Maximum Capabilities²

16,600-lb. (7,530-kg) Towing
4,040-lb. (1,833-kg) Payload
10,000-lb. (4,536-kg) GVWR
23,500-lb. (10,660-kg) GCWR

Equipment Configurations

6.2L Gas or 6.7L Power Stroke® Turbo Diesel
Single Rear Wheel 4x2 or 4x4
Regular Cab, SuperCab or Crew Cab; 6¾' or 8' Box

F-350

Maximum Capabilities²

26,500-lb. (12,020-kg) Towing
7,050-lb. (3,198-kg) Payload
14,000-lb. (6,350-kg) GVWR
35,000-lb. (15,876-kg) GCWR

Equipment Configurations

6.2L Gas or 6.7L Power Stroke Turbo Diesel
Single Rear Wheel or Dual Rear Wheel; 4x2 or 4x4
Regular Cab, SuperCab or Crew Cab; 6¾' or 8' Box

F-450

Maximum Capabilities²

31,200-lb. (14,152-kg) Towing
5,300-lb. (2,404-kg) Payload
14,000-lb. (6,350-kg) GVWR
40,400-lb. (18,325-kg) GCWR

Equipment Configurations

6.7L Power Stroke Turbo Diesel
Dual Rear Wheel 4x4
Crew Cab with 8' Box

Vehicles throughout this catalogue may be shown with optional and aftermarket upfit equipment.
¹Class is Full-Size Pickups over 8,500 lbs. (3,856 kg) GVWR. ²When properly equipped. ³SRW only.

ROLL STABILITY  CONTROL³

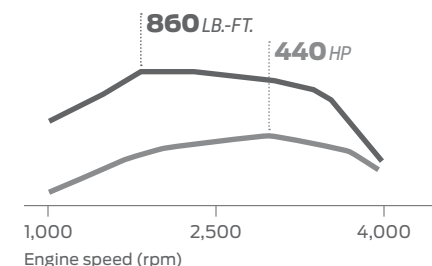
HILL START  ASSIST

F-450 LARIAT Crew Cab 4x4. Magnetic. Available equipment.



6.7L Power Stroke Turbo Diesel

6,840 lbs. (3,103 kg) – Max. payload capacity¹
31,200 lbs. (14,152 kg) – Max. towing capability¹



DO MORE WITH THE DIESEL LEADER.

Designed, engineered and built by Ford, our 2nd-generation 6.7L Power Stroke® Turbo Diesel engine² produces the power and torque to get the job done.

Best-in-class standard 860 lb.-ft. of torque and 440 hp are facilitated in part by a large turbocharger, which helps improve airflow and performance. You'll really appreciate it when towing heavy loads uphill and at high altitudes.

Impressive diesel fuel efficiency is maintained with the help of high-pressure fuel injectors that achieve a more efficient, cleaner burn.

Power upfits any time, whether the truck is in motion or at a complete stop. Our class-exclusive live-drive power takeoff (PTO) provision² lets you power upfits whenever the diesel engine is running. It keeps the job going with an output gear linked directly to the engine crankshaft.

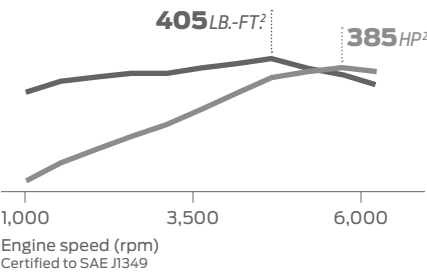
Proven in over 19 million km of cumulative testing and real-world use under extreme conditions, this B20-capable engine is the most tested Power Stroke diesel ever. From -40°C bone-chilling cold to 49°C scorching heat. Rest assured, it's Built Ford Tough.®

F-350 LARIAT Crew Cab 4x4, Bronze Fire/Caribou two-tone. Available equipment.

¹When properly equipped. ²Available feature.

6.2L 2-Valve Gas

7,050 lbs. (3,198 kg) – Max. payload capacity¹
16,100 lbs. (7,303 kg) – Max. towing capability¹



RULE THE CLASS
WITH 6.2L GAS.

The Built Ford Tough® 6.2L 2-valve gives you the most power and torque² of any standard gas engine in the class: 385 hp and 405 lb.-ft. of torque.² Designed, engineered, built and torture-tested by Ford, this state-of-the-art E85-capable engine is the standard powerplant on F-250 and F-350.

Ease your heavy-duty workload with lots of low-rpm torque. The gas engine's stiff SOHC valvetrain with roller-rocker shafts enables an intake- and exhaust-port layout that optimizes airflow, helping it produce plenty of torque down low.

Alternative fuel options include a CNG/Propane Gaseous Engine Prep Package³ that readies your truck to be upfit for compressed natural gas (CNG), propane autogas, or as a bi-fuel vehicle with the ability to seamlessly switch between CNG or propane and gasoline.

Providing flexibility and extended range, trucks upfit to a bi-fuel system include a tank for each type of fuel. For ordering details, please see your local Ford of Canada Dealer. Purchasing a Super Duty upfit this way may even qualify for tax incentives related to alternative-fuel vehicles.



F-250 XLT SuperCab 4x4. XTR Package. Race Red. Available equipment.

¹When properly equipped. ²385 hp and 405 lb.-ft. of torque, 10,000 lbs. (4,536 kg) GVWR and under. 316 hp and 397 lb.-ft. of torque, 10,001 lbs. (4,537 kg) GVWR and over. ³Available feature. Vehicle will be equipped with the standard factory gasoline fuel system. This package does not include CNG/propane fuel tanks and lines, which are supplied, installed and warranted by an authorized CNG/propane Qualified Vehicle Modifier (QVM).



HIT THE GROUND TOWING.

Thanks to our 5th-Wheel/Gooseneck Trailer Hitch Prep Package¹ and Ford Custom Accessories 5th-Wheel and Gooseneck Hitch Kits^{1,2} by Reese,[®] your Super Duty can arrive ready to tow – right from the factory. Plus, you'll get the strength of an under-the-bed-frame crossmember¹ and the utility of a flat cargo bed floor.

New dynamic hitch assist¹ shows your projected path based on steering angle. The black dashed line and white curved lines help you line up a trailer without a spotter more easily.

For an easier towing experience overall, Super Duty offers features like an in-bed 7-pin connector¹ and PowerScope[®] trailer tow mirrors.¹ There's even a factory-installed, integrated trailer brake controller¹ to balance the performance of the truck's brakes and electric trailer brakes.³ And the LCD productivity screen¹ offers a pre-towing checklist and recalls settings for different trailers. Ready, set, tow.



¹Available feature. ²5th-Wheel and Gooseneck Hitches available with 8' box only. See your Ford of Canada Dealer for complete details. ³Trailer brake controller verified to be compatible with electrically actuated drum brakes and certain electric-over-hydraulic brake systems. See your Ford of Canada Dealer for details.

Front Suspension
Twin-I-Beam (F-250/F-350 4x2); solid Twin-Coil Monobeam axle (F-250/F-350/F-450 4x4)
Axle (rating @ ground) –
5,250 lbs. (2,381 kg) (F-250/F-350 4x2);
5,600 lbs. (2,540 kg) (F-250/F-350 4x4 with 3.31 axle);
6,000 lbs. (2,722 kg) (F-250/F-350 4x4)
7,000 lbs. (3,175 kg) (F-450)
Springs – Coil
Shock absorbers – 1.38" (35-mm) gas-type
Stabilizer bar – Standard

Rear Suspension
Solid axle
Axle (rating @ ground) –
6,200 lbs. (2,812 kg) (F-250);
7,280 lbs. (3,302 kg) (F-350 SRW);
9,650 lbs. (4,377 kg) (F-350 DRW/F-450)
Springs – Leaf
Shock absorbers – 1.38" (35-mm) gas-type
Stabilizer bar – Standard on DRW;
optional in package on SRW

Steering
Assist – Power
Overall ratio – 20.49:1 (F-250/F-350 4x2);
20.41:1 (F-250/F-350/F-450 4x4)
Brakes
Power 4-wheel vented-disc (standard)
Rotor diameter (front/rear) – 14.29" (363 mm)/
14.29" (363 mm)
Wheels
Steel or aluminum
Size – 17," 18" or 20" (F-250/F-350); 19.5" (F-450)
Number of studs – 8 (F-250/F-350); 10 (F-450)
Bolt-circle diameter – 6.69" (170 mm) SRW;
7.87" (200 mm) F-350 DRW; 8.86" (225 mm) F-450

CONQUER THE TOUGHEST TERRAIN.

Thanks in part to a heavy-duty independent Twin-I-Beam suspension on Super Duty® 4x2s and a rugged twin-coil monobeam setup on 4x4s.

The highly capable F-450 includes a heavy-duty rear axle, rear leaf springs, front and rear stabilizer bars and shocks, and rear driveline U-joints. It's also outfitted with durable steering gears and linkages, plus a braking system that includes large, capable brakes and precise anti-lock brake calibration.

The turn of a dial on the instrument panel is all it takes to change drive settings on Super Duty 4x4s featuring convenient electronic shift-on-the-fly operation.¹

Get real-time feedback with our class-exclusive off-road display. Included with the LCD productivity screen¹ on SRW trucks, it monitors the truck's pitch angle, bank angle and wheel direction.

Increase your off-road confidence with Hill Descent Control,^{TM2} which helps maintain the truck's speed on steep declines, so you can concentrate on manoeuvring. It's included in the FX4 OFF-ROAD Package, along with transfer case and fuel tank skid plates, Rancho® shocks and box-side decals.

For maximized gripping power, our electronic-locking rear differential¹ uses a true mechanical dog-clutch mechanism to lock the rear axle shafts together so they turn at the same speed. Get the job done in a Super Duty 4x4.



F-350 LARIAT Crew Cab 4x4. Blue Jeans/Magnetic two-tone. Chrome Package. Available equipment.

Driver-assist features are supplemental and do not replace the driver's attention, judgment and need to control the vehicle.
¹Available feature. ²SRW models only.



INCREASE YOUR PRODUCTIVITY.

With a max. payload of 7,050 lbs. (3,198 kg)¹ and lots of tools to ease loading, accessing and managing cargo – Super Duty® streamlines your workday.

Outside, rugged features include the industrial-grade Tough Bed® factory-installed, spray-in bedliner² that helps shield your investment. Plus a stowable bed extender² lets you haul more with the tailgate down or secure smaller loads with it up.

Inside, lots of storage space helps keep your gear secure, yet within easy reach. A closable dash-top area houses the SYNC® with MyFord Touch™² media hub. There's lockable under-seat storage in the centre of the 40/20/40 split front seat² and beneath the 60/40 split flip-up/fold-down rear bench seat² on certain Crew Cab models. The flow-through centre console² holds hanging files, and features a 110-volt power outlet and two 12-volt powerpoints. Power up in a Super Duty.

¹When properly equipped. F-350 DRW Regular Cab 4x2. ²Available feature.

JUST SAY A COMMAND.

Then get connected as voice-activated Ford SYNC^{®1,2} delivers hands-free calls with the simple push of a button and the sound of your voice. Once paired, automatic phone book download transfers the names and numbers in your compatible phone. Voice-activated music search lets you say what music you want to hear and listen to it easily, or say “Bluetooth[®] audio” to stream content from your phone. Plug in your MP3 player, USB or iPod[®] to listen to your favourites as well. SYNC also features 911 Assist[®] with GPS location reporting. SYNC. Say the word.

Super Duty responds to your touch as well, via the SYNC with MyFord Touch^{™1,2} 8" colour LCD touch screen. Colourful graphics and simple controls make it easy to operate your phone, entertainment, navigation² and climate control.

For interactive maps to zoom and scroll, upgrade to the voice-activated Navigation System,² complete with 3D landmarks.

Listen to your favourites all across Canada with SiriusXM.^{®2} Your 6-month prepaid subscription gets you the best in audio entertainment including 100% commercial-free music from every genre, world-class news, sports, comedy and entertainment.³



LARIAT 4x4. Charcoal Black interior. SYNC with MyFord Touch. Available equipment.

¹Some mobile phones and some digital media players may not be fully compatible. Driving while distracted can result in a loss of vehicle control. Only use SYNC/MyFord Touch/other devices, even with voice commands, when it is safe to do so. SYNC with MyFord Touch voice recognition and screens available in English, French and Spanish. Some features may be locked out when the vehicle is in motion. ²Available feature. ³SiriusXM subscriptions sold after 6-month prepaid period expires. Subscriptions are governed by SiriusXM Customer Agreement; see siriusxm.ca.

SUPER DUTY® SPECIFICATIONS



F-350 XL Crew Cab 4x4. Oxford White. Available equipment.

STANDARD FEATURES









Mechanical	Trailer hitch receiver – 19,000 lbs. (8,618 kg) ² (2.5")
Battery saver	Built Ford Tough with 2" sleeve reducer (DRW 172" WB with diesel engine)
Conventional spare tire/wheel/jack with underframe carrier (crank-down type)	Trailer sway control
Engine block heater	Interior
Engine-only traction control (EOTC) (DRW only)	Assist and ride handles
Fail-Safe Engine Cooling System (gas engine)	Coat hooks
Fuel tank – 98-litre capacity (F-250/F-350 137," 142" and 156" WB with diesel engine)	Dome light/map lights (front and rear with Crew Cab)
Fuel tank – 132-litre capacity (gas engine)	Overhead console with garage door opener storage and sunglasses storage (SuperCab and Crew Cab)
Fuel tank – 142-litre capacity (F-250/F-350 158" and 172" WB with diesel engine, and F-450)	Powerpoints – 12-volt, 2 on instrument panel
Hill start assist	Rapid-heat supplemental cab heater (diesel engine only)
Jack – 2-ton mechanical (SRW)	Exterior
Jack – 4-ton hydraulic (DRW)	7-/4-pin trailer tow connector and trailer brake wiring kit (in-cab; no controller)
Power steering	Cargo box – Black box top and tailgate mouldings
Stabilizer bar – Front	Cargo box – Integrated lamp with centre high-mounted stop lamp
Stabilizer bar – Rear (DRW only)	Cargo box – Partitionable and stackable with stake pockets
Stainless steel exhaust system (major components)	Cargo box – Tie-down hooks (4 in 6¾' box; 6 in 8' box)
Stationary elevated idle control (SEIC) ⁴	Daytime running lamps
Steering damper	Headlamps – Dual-beam jewel-effect halogen
Tire Pressure Monitoring System (SRW only; excludes spare)	Intelligent 3-blink turn signal
Trailer hitch receiver – 12,500 lbs. (5,670 kg) ² (2")	Roof clearance lamps (DRW)
Built Ford Tough® (SRW with diesel engine and 137" and 142" WB, and SRW with gas engine)	Tailgate – Removable with lock and tailgate assist
Trailer hitch receiver – 14,000 lbs. (6,350 kg) ² (2.5")	Underhood service lamp
Built Ford Tough with 2" sleeve reducer (SRW with diesel engine and 156," 158" and 172" WB)	Windshield wipers – Intermittent
Trailer hitch receiver – 15,000 lbs. (6,804 kg) ² (2.5")	
Built Ford Tough with 2" sleeve reducer (DRW with 137" and 158" WB; DRW with gas engine and 172" WB)	

Safety & Security
AdvanceTrac® with RSC® (Roll Stability Control™) (SRW only)
Airbags ³ – Driver and right-front-passenger front
Airbags ³ – Front-seat side
Airbags ³ – Safety Canopy® System with roll-fold side-curtain airbags and rollover sensor
Belt-Minder™ front safety belt reminder (driver only)
Brake/shift interlock
Brakes – 4-wheel disc (SRW)
Brakes – 4-wheel power disc with Anti-Lock Brake System (ABS) (DRW)
Child-safety-seat top tether anchors (Regular Cab front and centre passenger and all rear-seat positions)
Fuel pump inertia shutoff switch
Headlamps-on, key-in-ignition and door ajar alert chimes
MyKey®
Passenger airbag deactivation switch (Regular Cab, SuperCab)
Safety belts – Height-adjustable at front-outboard positions
Safety belts – Pretensioners at front-outboard positions
SecuriLock® Passive Anti-Theft Engine Immobilizer System
Side-intrusion door beams
SOS Post-Crash Alert System™
Spare tire/wheel lock

POWERTRAINS

Engine	2nd-Generation 6.7L V8 Turbo Diesel	6.2L 2-Valve V8 Gas
Configuration	OHV (32-valve)	SOHC
Fuel injection	High-pressure common-rail	Sequential electronic
Control system	Electronic	Electronic
Induction system	Single-sequential turbocharger; charged air cooler	Specially tuned
Battery	Dual 12-volt; 750-CCA/78-amp	12-volt; 650-CCA/72-amp
Alternator	200-amp	157-amp (XL & XLT); 200-amp (LARIAT)
Cooling system	Pressurized series flow	Pressurized series flow
Oil-life monitor	Intelligent Oil-Life Monitor™	Oil-minder system
Cylinders	8	8
Cylinder heads	Aluminum	Aluminum
Block material	Compacted graphite iron	Cast iron
Valve operation	Push rod/rocker arms	Roller-rocker shafts
Camshaft drive	Gear	Silent chain
Bore/stroke	3.90"/4.25"	4.02"/3.74"
Compression ratio	16.2:1	9.8:1
Horsepower/rpm	440 @ 2,800	385 @ 5,500/316 @ 4,179 ⁴
Torque lb.-ft./rpm	860 @ 1,600	405 @ 4,500/397 @ 4,179 ⁴
Recommended fuel	Ultra-low-sulfur diesel or B20 (containing 20% or less biodiesel)	Regular 87-octane gasoline or E85

Transmission
TorqShift® Heavy-Duty 6-speed SelectShift® automatic
Case material
Aluminum
PTO⁵
Live-drive access on driver's side (Turbo Diesel only)
Gear ratios
1st – 3.97:1
2nd – 2.31:1
3rd – 1.51:1
4th – 1.14:1
5th – 0.85:1
6th – 0.67:1
Reverse – 3.12:1

								
Regular Cab								
XL	□	□	□	□	□	■	□	
XLT	□	□	□	□	□	■		□
LARIAT		□	□	□	□	■		□
KING RANCH™			□	□	□			■
PLATINUM			□	□	□			■
■ Standard □ Optional								

¹Final-stage manufacturer must supply control switches. ²Hitch rating may differ from truck capability. See your Ford of Canada Dealer for details. ³Always wear your safety belt and follow airbag warning label instructions. ⁴385 hp and 405 lb.-ft. of torque, 10,000 lbs. (4,536 kg) GVWR and under. 316 hp and 397 lb.-ft. of torque, 10,001 lbs. (4,537 kg) GVWR and over. ⁵Available feature. Restrictions apply.

Includes all standard features, plus:

Mechanical
6.2L SOHC 2-valve Gas V8 Flex Fuel E85-capable engine (n/a on F-450)
6.7L Power Stroke® V8 Turbo Diesel B20-capable engine (standard on F-450)
TorqShift® Heavy-Duty 6-speed SelectShift® automatic transmission
Alternator – Heavy-duty 157-amp (gas engine)
Alternator – Extra-heavy-duty 200-amp (diesel engine)
Integrated trailer brake controller (DRW)
Manual 4-Wheel-Drive System with manual locking hubs (4x4 models only)
Rear axle – Electronic-locking (SRW)
Rear axle – Limited-slip (DRW)
17" argent-painted steel wheels with painted hub covers (F-250/F-350 SRW)
17" argent-painted steel wheels (F-350 DRW)
19.5" polished forged-aluminum wheels (F-450)
LT245/75R17 all-season BSW tires (F-250/F-350)
225/70R19.5G all-season BSW tires (F-450)

Seating
40/20/40 split front seat with armrest, cupholders and storage
60/40 split flip-up rear seat (SuperCab only)
60/40 split flip-up/fold-down rear bench seat with outboard and centre head restraints (Crew Cab only)
Heavy-duty vinyl seats
Manual lumbar support for driver's seat

Interior
Air conditioning
AM/FM stereo with digital clock and 2 speakers
Climate controls – Manual
Door locks – Manual
Flooring – Black vinyl
Message centre – Multifunction plus trip computer; includes odometer, trip odometer, engine oil monitor, engine-hour meter, engine-idle meter (gas engine only), distance to empty, average fuel efficiency, warning messages, system check, language selection and Ice Blue® Lighting
Rear window – Fixed
Rearview mirror – Manual day/night
Steering column – Manual tilt/telescoping
Steering wheel – Black urethane with 3-button message centre controls
Visors with passenger mirror
Windows – Flip-open rear quarter (SuperCab)
Windows – Manual

Exterior
Bumpers – Black-painted
Cab steps – 6" angular black moulded (DRW only)
Door handles – Black
Glass – Solar-tinted
Grille – Black
Mirrors – Manually telescoping trailer tow with 2-way fold and manual glass
Tow hooks – Black, 2 in front

Available Options

Mechanical
6.7L Power Stroke V8 Turbo Diesel B20-capable engine (standard on F-450)
Electronic shift-on-the-fly (ESOF) 4-Wheel-Drive System with auto/manual locking hubs (4x4 models only)
5th-wheel hitch kit (requires 8' box; includes 18,000-lb. [8,165-kg] rated hitch on SRW or 26,500-lb. [12,020-kg] rated hitch on DRW) ¹
Gooseneck hitch kit (requires 8' box) ¹
Alternator – Single, extra-heavy-duty 200-amp (included with diesel engine; required with upfitter switches)
Alternators – Dual, 357-amp total (diesel engine only)
Engine-idle shut-down timer (diesel engine only; n/a with Reverse Sensing System)
Integrated trailer brake controller (standard on F-350 DRW/F-450)
Operator Commanded Exhaust Filter Regeneration (diesel engine only)
Power takeoff (PTO) provision allows transmission-mounted live-drive and stationary modes (diesel engine only)

Rear axle – Higher-ratio (gas engine only)
Reverse Sensing System (restrictions apply)
17" 6-spoke cast-aluminum wheels – 4 (F-250/F-350 SRW)
17" polished forged-aluminum wheels – 4 (F-350 DRW; rear inner and spare wheels are steel)
18" argent-painted steel wheels with painted hub covers – 4 (F-350 SRW)
LT245/75R17 all-terrain BSW tires – 5 (F-250/350 SRW); 7 (F-350 DRW)
LT265/70R17 all-terrain OWL tires – 5 (F-250/F-350 SRW)
LT275/65R18 all-season BSW tires – 5 (F-350 SRW)
LT275/70R18 all-terrain BSW tires – 4 (F-350 SRW; 4x4 only)

Seating
40/mini-console/40 front bucket seats (HD vinyl or cloth)

Interior
AM/FM stereo/single-CD player with MP3 capability, digital clock, 4 speakers, and auxiliary audio input jack
Ford SYNC® voice-activated, in-vehicle connectivity system (requires single-CD audio system)
Cruise control
Radio delete
Upfitter switches located on instrument panel (4)

Exterior
Bedliner – Plastic drop-in (restrictions apply)
Bedliner – Tough Bed® spray-in includes tailgate guard and black bed bolts
Cab steps – 6" angular black moulded (standard on DRW)
Cable Lock by Master Lock® ²
Ford Telematics™ powered by Telogis® – Fleet tracking system ² (includes 1 year of service)
Four corner strobe
Mirrors – Black, manual fold-away sideview (F-250/F-350 only; not available with diesel engine)
Roof clearance lamps (standard on DRW)
Skid plates – Transfer case and fuel tank (4x4 only; included with FX4 OFF-ROAD Package)
Splash guards/mud flaps (front and rear on SRW and F-350 DRW; rear only on F-450)
Tailgate step includes step, tailgate assist and grab bar
Wheel-well liners (rear only; SRW only)

Available Packages
5th-Wheel/Gooseneck Trailer Hitch Prep Package (restrictions apply) includes 1 under-bed-frame crossmember, 5 pickup bed 5th-wheel/gooseneck attachment points and close-out plugs, and an integrated 7-pin connector on the driver's side pickup bed wall
9,900-lb. (4,491-kg) GVWR Downgrade Package (standard on F-250; optional on F-350 SRW)
10,000-lb. (4,536-kg) GVWR Package (F-250)
11,400-lb. (5,171-kg) GVWR Package (F-350 SRW 4x4 and F-350 SRW SuperCab/Crew Cab 4x2 with 8' box; requires 18" wheels and diesel engine)
Camper Package (restrictions apply) includes front springs upgrade (unless maximum springs have been computer-selected as included equipment), rear stabilizer bar (SRW), and auxiliary rear springs on F-250

CNG/Propane Gaseous Engine Prep Package³ includes hardened engine intake valves and valve seats and bi-fuel manifold (F-250/F-350 with gas engine only)

FX4 OFF-ROAD Package (restrictions apply) includes transfer case and fuel tank skid plates, Hill Descent Control™ (SRW only), Rancho® shocks and FX4 OFF-ROAD box-side decals

Heavy-Duty Trailer Tow Package (F-350 Crew Cab DRW 172" WB 4x4 only; requires diesel engine and 4.30 limited-slip rear axle) includes max. front springs, wide track front axle, front fender flare mouldings, and increased GCWR from 31,900 lbs. (14,470 kg) to 35,000 lbs. (15,876 kg)

Heavy-Service Front Suspension Package (restrictions apply) includes front springs upgrade (unless maximum springs have been computer-selected as included equipment)

Heavy-Service Package for Pickup Box Delete (restrictions apply) includes front springs upgrade (unless maximum springs have been computer-selected as included equipment), rear stabilizer bar and rear auxiliary springs

Pickup Box Delete (available on F-250 and F-350 Pickups with long wheelbases only) includes 17,500-lb. (7,938-kg) trailer hitch receiver (trailer tow rating limited to 12,500 lbs. [5,670 kg]); deletes pickup box, tie-down hooks, bodyside mouldings, rear bumper, spare wheel, tire, carrier and jack

Snow Plow Prep Package (4x4 only; restrictions apply) includes computer-selected springs for snow plow application and extra-heavy-duty alternator with diesel engine only

XL Appearance Package includes AM/FM stereo/single-CD player with MP3 capability, digital clock, 4 speakers and auxiliary audio input jack; cruise control; 17" argent-painted steel wheels with bright centre ornaments (centre ornaments included with SRW only); and chrome grille surround

XL Decor Package includes chrome bumpers, and 17" argent-painted steel wheels with bright centre ornaments

XL Value Package includes AM/FM stereo/single-CD player with MP3 capability, digital clock, 4 speakers, and auxiliary audio input jack; cruise control; and XL Decor Package

¹Requires 5th-Wheel/Gooseneck Trailer Hitch Prep Package. Hitch rating may differ from truck capability. See your Ford of Canada Dealer for details. ²Ford Licensed Accessory. See your Ford of Canada Dealer for limited warranty details. ³Available feature. Vehicle will be equipped with the standard factory gasoline fuel system. This package does not include CNG/propane fuel tanks and lines, which are supplied, installed and warranted by an authorized CNG/propane Qualified Vehicle Modifier (QVM).



F-250 XL Regular Cab 4x2. Magnetic. XL Appearance Package. Available equipment.

XL Regular Cab. Steel HD vinyl trim. XL Value Package. Available equipment.

					
Argent-Painted Steel with Painted Hub Covers 17" Standard: F-250/F-350 SRW 18" Optional: F-350 SRW	Argent-Painted Steel w/Bright Centre Ornament 17" Included or 18" Optional: F-250/F-350 SRW w/XL Decor and XL Appearance Packages	17" Argent-Painted Steel Standard: F-350 DRW	17" Polished Forged-Aluminum Optional: F-350 DRW	17" 6-Spoke Cast-Aluminum Optional: F-250/F-350 SRW	19.5" Polished Forged-Aluminum Standard: F-450 DRW



F-350 XLT Crew Cab 4x4. Ingot Silver. XTR Package. Available equipment.

XLT Crew Cab. Steel cloth trim. Flow-through centre console. Available equipment.

Includes all XL features, plus:	
Mechanical	
Electronic shift-on-the-fly (ESOF) 4-Wheel-Drive System with auto/manual locking hubs (4x4 models only)	
Integrated trailer brake controller	
17" 6-spoke cast-aluminum wheels (SRW)	
Seating	
4-way adjustable driver and right-front-passenger head restraints	
40/20/40 split front seat with centre under-seat lockable storage with 12-volt powerpoint and centre armrest with cupholders and storage	
60/40 split flip-up/fold-down rear bench seat with bag hooks, dual integrated cupholders and tray, outboard head restraints, centre head restraint and lockable under-seat partitioned storage with 12-volt powerpoint (Crew Cab only)	
Cloth seats	
Interior	
AM/FM stereo/single-CD player with MP3 capability, digital clock and 4 speakers	
Ford SYNC® voice-activated, in-vehicle connectivity system	
SiriusXM® with 6-month prepaid subscription	
Accessory delay for power features	
Auxiliary audio input jack	
Compass	
Cruise control	
Door locks – Power	
Flooring – Colour-coordinated carpet	
Flooring – Colour-coordinated carpeted floor mats	
Steering wheel – Black urethane with secondary audio, cruise, and 3-button message centre controls	
Visors with covered driver and passenger mirrors	
Windows – Power with one-touch-up/-down front window feature	
Exterior	
Bumpers – Chrome	
Glass – Privacy-tinted (rear doors and rear window)	
Grille – Chrome	
Mirrors – Manually telescoping trailer tow with 2-way fold, power/heated glass, heated manual spotter mirrors, and integrated clearance lamps and turn signal indicators	
Perimeter anti-theft alarm	
Remote Keyless Entry System with 2 integrated key transmitter remotes	

Available Options	
Mechanical	
6.7L Power Stroke® V8 Turbo Diesel B20-capable engine (standard on F-450)	
Electronic shift-on-the-fly (ESOF) delete (4x4 only)	
5th-wheel hitch kit (requires 8' box; includes 18,000-lb. [8,165-kg] rated hitch on SRW or 26,500-lb. [12,020-kg] rated hitch on DRW) ¹	
Gooseneck hitch kit (requires 8' box) ¹	
Alternator – Single, extra-heavy-duty 200-amp (included with diesel engine; required with upfitter switches)	
Alternators – Dual, 357-amp total (diesel engine only)	
Engine-idle shut-down timer (diesel engine only; n/a with Reverse Sensing System)	
Operator Commanded Exhaust Filter Regeneration (diesel engine only)	
Power takeoff (PTO) provision allows transmission-mounted live-drive and stationary modes (diesel engine only)	
Rear axle – Higher-ratio (gas engine only)	
Rear axle – Non-limited-slip	
Reverse Sensing System (restrictions apply)	
17" polished forged-aluminum wheels – 4 (F-350 DRW; rear inner and spare wheels are steel)	
18" cast-aluminum wheels – 4 (F-250/F-350 SRW)	
20" premium cast-aluminum wheels – 4 (F-250/F-350 SRW 4x4 only)	
LT245/75R17 all-terrain BSW tires – 7 (F-350 DRW)	
LT245/75R17 all-terrain OWL tires – 4 (F-350 DRW; rear inner and spare tires are all-terrain BSW)	
LT265/70R17 all-terrain OWL tires – 5 (F-250/F-350 SRW)	
LT275/65R18 all-season BSW tires – 5 (F-250/F-350 SRW)	
LT275/70R18 all-terrain BSW tires – 4 (F-250/F-350 SRW 4x4)	
LT275/70R18 all-terrain OWL tires – 4 (F-250/F-350 SRW 4x4)	
LT275/65R20 all-terrain OWL tires – 4 (F-250/F-350 SRW 4x4)	

Seating	
6-way power driver's seat	
40/console/40 front bucket seats and flow-through centre console with lockable storage, two 12-volt powerpoints and a 110-volt power outlet (SuperCab and Crew Cab only; requires 6-way power driver's seat)	

Interior	
Carpet delete (restrictions apply)	
Flooring – Black all-weather floor mats (deletes carpeted mats)	
Power-adjustable pedals	
Rear view camera with dynamic hitch assist	

Rear view camera and prep kit includes loose camera, wiring bundle, and auto-dimming rear view mirror with video display (requires Pickup Box Delete)	
Remote Start System	
Upfitter switches located on instrument panel (4)	
Exterior	
Bedliner – Plastic drop-in (restrictions apply)	
Bedliner – Tough Bed® spray-in includes tailgate guard and black bed bolts	
Body-colour bodyside mouldings (SRW SuperCab and Crew Cab only)	
Cab steps – 6" angular black moulded (standard on DRW)	
Cab steps – 5" chrome tubular (SuperCab and Crew Cab only)	
Cable Lock by Master Lock® ²	
Fog lamps	
Ford Telematics™ powered by Telogis® – Fleet tracking system ² (includes 1 year of service)	
Four corner strobe	
Mirrors – PowerScope® power-telescoping/-folding trailer tow with power/heated glass, heated manual spotter mirrors, and integrated clearance lamps and turn signals (SuperCab and Crew Cab only)	

Rear window – Manual-sliding with privacy-tinted glass (Regular Cab only)	
Rear window – Power-sliding with privacy-tinted glass and defroster (SuperCab and Crew Cab only)	
Roof clearance lamps (standard on DRW)	
Skid plates – Transfer case and fuel tank (4x4 only; included with FX4 OFF-ROAD Package)	
Splash guards/mud flaps (front and rear on SRW and F-350 DRW; rear only on F-450)	
Stowable bed extender (F-250/F-350 SRW only)	
Tailgate step includes step, tailgate assist and grab bar	
Wheel-well liners (rear only; SRW only)	

Available Packages	
5th-Wheel/Gooseneck Trailer Hitch Prep Package (n/a with stowable bed extender; restrictions apply) includes 1 under-bed-frame crossmember, 5 pickup bed 5th-wheel/gooseneck attachment points and close-out plugs, and an integrated 7-pin connector on the driver's side pickup bed wall	
9,900-lb. (4,491-kg) GVWR Downgrade Package (standard on F-250; optional on F-350 SRW)	
10,000-lb. (4,536-kg) GVWR Package (F-250)	
11,400-lb. (5,171-kg) GVWR Package (F-350 SRW 4x4 and F-350 SRW SuperCab/Crew Cab 4x2 with 8' box; requires 18" or 20" wheels and diesel engine)	
Advanced Security Group includes autolamp, rainlamp, autolock/unlock, and SecuriCode™ keyless entry keypad	

Camper Package (restrictions apply) includes front springs upgrade (unless maximum springs have been computer-selected as included equipment), rear stabilizer bar (SRW), and auxiliary rear springs on F-250	
--	--

CNG/Propane Gaseous Engine Prep Package³ Hardened engine intake valves and valve seats and bi-fuel manifold (F-250/F-350 with gas engine only)	
FX4 OFF-ROAD Package (restrictions apply) includes transfer case and fuel tank skid plates, Hill Descent Control™ (SRW only), Rancho® shocks and FX4 OFF-ROAD box-side decals	

Heavy-Duty Trailer Tow Package (F-350 Crew Cab DRW 172" WB 4x4 only; requires diesel engine and 4.30 limited-slip rear axle) includes max. front springs, wide track front axle, front fender flare mouldings, and increased GCWR from 31,900 lbs. (14,470 kg) to 35,000 lbs. (15,876 kg)	
--	--

Heavy-Service Front-Suspension Package (restrictions apply) includes front springs upgrade (unless maximum springs have been computer-selected as included equipment)	
--	--

Heavy-Service Package for Pickup Box Delete (restrictions apply) includes front springs upgrade (unless maximum springs have been computer-selected as included equipment), rear stabilizer bar and rear auxiliary springs	
---	--

Pickup Box Delete (available on F-250 and F-350 Pickups with long wheelbases only) includes 17,500-lb. (7,938-kg) trailer hitch receiver (trailer tow rating limited to 12,500 lbs. [5,670 kg]); deletes pickup box, tie-down hooks, bodyside mouldings, rear bumper, spare wheel, tire, carrier and jack	
--	--

Snow Plow Prep Package (4x4 only; restrictions apply) includes computer-selected springs for snow plow application and extra-heavy-duty alternator with diesel engine only	
---	--

XLT Value Package includes Advanced Security Group, fog lamps, power-adjustable pedals, 6-way power driver's seat and Reverse Sensing System	
---	--

XTR Package (F-250/F-350 SRW SuperCab and Crew Cab only; restrictions apply) includes chrome exhaust tip, chrome tow hooks, unique chrome mirror caps, chrome cargo tie-down hooks, 6" chrome angular step bars, PowerScope trailer tow mirrors, fog lamps, and 18" chrome-clad aluminum wheels	
--	--

XTR Plus Package (F-250/F-350 SRW SuperCab and Crew Cab only; restrictions apply) includes XTR Package, XLT Value Package, and LCD productivity screen	
---	--

¹Requires 5th-Wheel/Gooseneck Trailer Hitch Prep Package. Hitch rating may differ from truck capability. See your Ford of Canada Dealer for details. ²Ford Licensed Accessory. See your Ford of Canada Dealer for limited warranty details. ³Available feature. Vehicle will be equipped with the standard factory gasoline fuel system. This package does not include CNG/propane fuel tanks and lines, which are supplied, installed and warranted by an authorized CNG/propane Qualified Vehicle Modifier (QVM).



17" Argent-Painted Steel
Standard: F-350 DRW



17" Polished Forged-Aluminum
Optional: F-350 DRW



17" 6-Spoke Cast-Aluminum
Standard: F-250/F-350 SRW



18" Chrome-Clad Aluminum
Included: F-250/F-350 SRW w/XTR Package



18" Cast-Aluminum
Optional: F-250/F-350 SRW



19.5" Polished Forged-Aluminum
Standard: F-450 DRW



20" Premium Cast-Aluminum
Optional on F-250/F-350 SRW 4x4

LARIAT

Includes all XLT features, plus:

Mechanical
Alternator – Extra-heavy-duty 200-amp
Reverse Sensing System
17" polished forged-aluminum wheels (F-350 DRW)
18" bright-machined cast-aluminum wheels (SRW)
LT275/65R18 all-season BSW tires (SRW 4x2)
LT275/70R18 all-terrain BSW tires (SRW 4x4)

Seating
Easy entry/exit driver's seat memory feature
Heated and cooled driver and front-passenger seats
Heated rear outboard seats (Crew Cab)
Leather-trimmed seats
Power 10-way driver and front-passenger seats

Interior
Premium Audio System from Sony® includes AM/FM stereo/single-CD player with MP3 capability, digital clock, and 8 speakers with subwoofer (Crew Cab)
Premium Sound System includes AM/FM stereo/single-CD player with MP3 capability, digital clock and 8 speakers with subwoofer (SuperCab)
SYNC® with MyFord Touch™ includes an 8" colour LCD touch screen in centre stack; and dash-top closable storage with media hub (2 USB ports, SD card reader, audio/video input jacks, and 12-volt powerpoint)
Door locks – Power with autolock/auto unlock feature
Dual-zone electronic automatic temperature control
Memory Group includes memory feature on power trailer tow mirrors, power 10-way driver's seat, and power-adjustable pedals
Message centre – Driver-configurable enhanced information centre with LCD productivity screen including gauge setup, compass, trip computer, fuel efficiency and towing/off-road applications, SelectShift® controls, Ice Blue® Lighting, halo lighting and daytime illumination
Power-adjustable pedals
Rear view camera with dynamic hitch assist
Rear window – Power-sliding with privacy-tinted glass and defroster

Rearview mirror – Auto-dimming
Steering wheel – Colour-coordinated leather-wrapped with secondary audio, cruise, and 5-button message centre controls
Universal garage door opener
Visors with illuminated driver and passenger mirrors
Woodgrain-style instrument panel accents

Exterior
Autolamp automatic on/off headlamps with rainlamp feature
Cab steps – 6" angular black moulded
Door handles – Body-colour
Fog lamps
Mirrors – PowerScope® power-telescoping/-folding trailer tow with power/heated glass, heated manual spotter mirrors, integrated clearance lamps and turn signal indicators, and driver's side memory
SecuriCode™ keyless entry keypad

Available Options

Mechanical
6.7L Power Stroke® V8 Turbo Diesel B20-capable engine (standard on F-450)
Electronic shift-on-the-fly (ESOF) delete
5th-wheel hitch kit (requires 8' box; includes 18,000-lb. [8,165-kg] rated hitch on SRW or 26,500-lb. [12,020-kg] rated hitch on DRW) ¹
Gooseneck hitch kit (requires 8' box) ¹
Alternators – Dual, 357-amp total (diesel engine only)
Power takeoff (PTO) provision allows transmission-mounted live-drive and stationary modes (diesel engine only)
Rear axle – Higher-ratio (gas engine only)
20" premium cast-aluminum wheels – 4 (F-250/F-350 SRW 4x4 only)
20" chrome-clad aluminum wheels – 4 (F-250/F-350 SRW 4x4 only, requires LARIAT Chrome Package)
LT245/75R17 all-terrain BSW tires – 7 (F-350 DRW)
LT245/75R17 all-terrain OWL tires – 4 (F-350 DRW; rear inner and spare tires are all-terrain BSW)
LT275/70R18 all-terrain OWL tires – 4 (F-250/F-350 SRW 4x4)
LT275/65R20 all-terrain BSW – 4 (F-250 4x4 only; requires FX4 OFF-ROAD Package)
LT275/65R20 all-terrain OWL tires – 4 (F-250/F-350 SRW 4x4)

Seating
40/console/40 leather-trimmed heated/cooled power 10-way front bucket seats and flow-through centre console with lockable storage, two 12-volt powerpoints and a 110-volt power outlet

Interior
Navigation System
Flooring – Black all-weather floor mats (deletes carpeted mats)
Remote Start System
Upfitter switches located on instrument panel (4)

Exterior
Bedliner – Plastic drop-in (restrictions apply)
Bedliner – Tough Bed® spray-in includes tailgate guard and black bed bolts
Body-colour bodyside mouldings (SRW only)
Cab steps – 5" chrome tubular
Cable Lock by Master Lock® ²
Ford Telematics™ powered by Telogis® – Fleet tracking system ² (includes 1 year of service)
Four corner strobe
Power-sliding moonroof (Crew Cab only)
Roof clearance lamps (standard on DRW)
Skid plates – Transfer case and fuel tank (4x4 only; included with FX4 OFF-ROAD Package)
Splash guards/mud flaps (front and rear on SRW and F-350 DRW; rear only on F-450)
Stowable bed extender (F-250/F-350 SRW only)
Tailgate step includes step, tailgate assist and grab bar
Two-tone lower-accent paint (includes accent-colour wheel-lip mouldings on SRW)
Wheel-well liners (rear only; SRW only)

Available Packages

5th-Wheel/Gooseneck Trailer Hitch Prep Package (n/a with stowable bed extender; restrictions apply) includes 1 under-bed-frame crossmember, 5 pickup bed 5th-wheel/gooseneck attachment points and close-out plugs, and an integrated 7-pin connector on the driver's side pickup bed wall
9,900-lb. (4,491-kg) GVWR Downgrade Package (standard on F-250; optional on F-350 SRW)
10,000-lb. (4,536-kg) GVWR Package (F-250)
11,400-lb. (5,171-kg) GVWR Package (F-350 SRW 4x4 and F-350 SRW SuperCab/Crew Cab 4x2 with 8' box; requires 18" wheels and diesel engine)
Camper Package (restrictions apply) includes front springs upgrade (unless maximum springs have been computer-selected as included equipment), rear stabilizer bar (SRW), and auxiliary rear springs on F-250

CNG/Propane Gaseous Engine Prep Package³ includes hardened engine intake valves and valve seats and bi-fuel manifold (F-250/F-350 with gas engine only)

FX4 OFF-ROAD Package (restrictions apply) includes transfer case and fuel tank skid plates, Hill Descent Control™ (SRW only), Rancho® shocks and FX4 OFF-ROAD box-side decals

Heavy-Duty Trailer Tow Package (F-350 Crew Cab DRW 172" WB 4x4 only; requires diesel engine and 4.30 limited-slip rear axle) includes max. front springs, wide track front axle, front fender flare mouldings, and increased GCWR from 31,900 lbs. (14,470 kg) to 35,000 lbs. (15,876 kg)

Heavy-Service Front Suspension Package (restrictions apply) includes front springs upgrade (unless maximum springs have been computer-selected as included equipment)

LARIAT Chrome Package (restrictions apply) includes chrome exhaust tip, chrome tow hooks, unique chrome mirror caps, chrome cargo tie-down hooks, 6" chrome angular step bars, and 18" chrome-clad aluminum wheels (on SRW only)

LARIAT Ultimate Package (Crew Cab only) includes power-sliding moonroof, Navigation System, tailgate step, and Remote Start System

Snow Plow Prep Package (4x4 only; restrictions apply) includes computer-selected springs for snow plow application and extra-heavy-duty alternator with diesel engine only

¹Requires 5th-Wheel/Gooseneck Trailer Hitch Prep Package. Hitch rating may differ from truck capability. See your Ford of Canada Dealer for details. ²Ford Licensed Accessory. See your Ford of Canada Dealer for limited warranty details. ³Available feature. Vehicle will be equipped with the standard factory gasoline fuel system. This package does not include CNG/propane fuel tanks and lines, which are supplied, installed and warranted by an authorized CNG/propane Qualified Vehicle Modifier (QVM).



F-450 LARIAT Crew Cab 4x4. White Platinum/Caribou two-tone. LARIAT Chrome Package. Available equipment.

LARIAT Crew Cab. Charcoal Black leather trim. Available equipment.

					
17" Polished Forged-Aluminum Standard: F-350 DRW	18" Bright-Machined Cast-Aluminum Standard: F-250/F-350 SRW	18" Chrome-Clad Aluminum Included: F-250/F-350 SRW w/LARIAT Chrome Package	19.5" Polished Forged-Aluminum Standard: F-450 DRW	20" Premium Cast-Aluminum Optional: F-250/F-350 SRW 4x4	20" Chrome-Clad Aluminum Optional: F-250/F-350 SRW 4x4 w/LARIAT Chrome Package



F-450 KING RANCH Crew Cab 4x4. Green Gem/Caribou two-tone. Chrome Package. Available equipment.

KING RANCH Crew Cab 4x4. KING RANCH Antiqued Mesa Brown leather trim. Black interior. Available equipment.

Includes all LARIAT features, plus:

Mechanical

Crew Cab

Seating

KING RANCH Mesa Brown leather-trimmed seats 40/console/40 heated and cooled power 10-way front seats with flow-through centre console with lockable storage, two 12-volt powerpoints and a 110-volt power outlet

Interior

Navigation System

Flooring – Colour-coordinated carpeted mats with KING RANCH logo

Remote Start System

Steering wheel – KING RANCH Mesa Brown leather-wrapped with secondary audio controls

Unique woodgrain-style instrument panel accents

Exterior

Accent-colour wheel-lip mouldings (SRW)

Body-colour bodyside mouldings (SRW)

Bumpers – Accent-colour

Cab steps – Illuminated black platform

Grille – Body-colour surround with chrome insert

Mirrors – PowerScope® power-telescoping/-folding trailer tow with memory, power/heated glass, heated manual spotter mirrors, integrated clearance lamps and turn signal indicators, and body-colour mirror caps

Two-tone lower-accent paint – Caribou Metallic

Available Options

Mechanical

6.7L Power Stroke® V8 Turbo Diesel B20-capable engine (standard on F-450)

5th-wheel hitch kit (requires 8' box; includes 18,000-lb. [8,165-kg] rated hitch on SRW or 26,500-lb. [12,020-kg] rated hitch on DRW)¹

Gooseneck hitch kit (requires 8' box)¹

Alternators – Dual, 357-amp total (diesel engine only)

Power takeoff (PTO) provision allows transmission-mounted live-drive and stationary modes (diesel engine only)

Rear axle – Higher-ratio (gas engine only)

Rear axle – Non-limited-slip

20" premium painted cast-aluminum wheels with KING RANCH logo centre cap – 4 (F-250/F-350 SRW 4x4 only)

20" chrome-clad aluminum wheels – 4 (requires KING RANCH with Chrome Package; F-250/F-350 SRW 4x4 only)

LT275/65R20 all-terrain OWL tires – 4 (F-250/F-350 SRW 4x4)

Interior

Flooring – Black all-weather floor mats (deletes carpeted mats)

Upfitter switches located on instrument panel (4)

Exterior

Bedliner – Plastic drop-in (restrictions apply)

Bedliner – Tough Bed® spray-in includes tailgate guard and black bed bolts

Cable Lock by Master Lock®²

Ford Telematics™ powered by Telogis® – Fleet tracking system² (includes 1 year of service)

Four corner strobe

Power-sliding moonroof

Roof clearance lamps (standard on DRW)

Skid plates – Transfer case and fuel tank (4x4 only; included with FX4 OFF-ROAD Package)

Splash guards/mud flaps (front and rear on SRW and F-350 DRW; rear only on F-450)

Stowable bed extender (F-250/F-350 SRW only)

Tailgate step includes step, tailgate assist and grab bar

Wheel-well liners (rear only; SRW only)

Available Packages

5th-Wheel/Gooseneck Trailer Hitch Prep Package (n/a with stowable bed extender; restrictions apply) includes 1 under-bed-frame crossmember, 5 pickup bed 5th-wheel/gooseneck attachment points and close-out plugs, and an integrated 7-pin connector on the driver's side pickup bed wall

9,900-lb. (4,491-kg) GVWR Downgrade Package (standard on F-250; optional on F-350 SRW)

10,000-lb. (4,536-kg) GVWR Package (F-250)

11,400-lb. (5,171-kg) GVWR Package (F-350 SRW 4x4 and F-350 SRW SuperCab/Crew Cab 4x2 with 8' box; requires 18" wheels and diesel engine)

Camper Package (restrictions apply) includes front springs upgrade (unless maximum springs have been computer-selected as included equipment), rear stabilizer bar (SRW), and auxiliary rear springs on F-250

CNG/Propane Gaseous Engine Prep Package³ includes hardened engine intake valves and valve seats and bi-fuel manifold (F-250/F-350 with gas engine only)

FX4 OFF-ROAD Package (restrictions apply) includes transfer case and fuel tank skid plates, Hill Descent Control™ (SRW only), Rancho® shocks and FX4 OFF-ROAD box-side decals

Heavy-Duty Trailer Tow Package (F-350 Crew Cab DRW 172" WB 4x4 only; requires diesel engine and 4.30 limited-slip rear axle) includes max. front springs, wide track front axle, front fender flare mouldings, and increased GCWR from 31,900 lbs. (14,470 kg) to 35,000 lbs. (15,876 kg)

Heavy-Service Front Suspension Package (restrictions apply) includes front springs upgrade (unless maximum springs have been computer-selected as included equipment)

KING RANCH with Chrome Package includes chrome exhaust tip, chrome tow hooks, unique chrome mirror caps, chrome cargo tie-down hooks, 6" chrome angular step bars, and 18" chrome-clad aluminum wheels

KING RANCH Monochromatic Paint Package (requires KING RANCH with Chrome Package) includes chrome front and rear bumpers, monochromatic paint, body-colour bumper extenders (F-450), body-colour front fender flares (DRW), and unique KING RANCH 6.7L Power Stroke diesel engine decals (replaces tape stripes)

Snow Plow Prep Package (4x4 only; restrictions apply) includes computer-selected springs for snow plow application and extra-heavy-duty alternator with diesel engine only

¹Requires 5th-Wheel/Gooseneck Trailer Hitch Prep Package. Hitch rating may differ from truck capability. See your Ford of Canada Dealer for details. ²Ford Licensed Accessory. See your Ford of Canada Dealer for limited warranty details. ³Available feature. Vehicle will be equipped with the standard factory gasoline fuel system. This package does not include CNG/propane fuel tanks and lines, which are supplied, installed and warranted by an authorized CNG/propane Qualified Vehicle Modifier (QVM).



17" Polished Forged-Aluminum
Standard: F-350 DRW/F-450



18" Bright-Machined Cast-Aluminum
Standard: F-250/F-350 SRW



18" Chrome-Clad Aluminum
Included: F-250/F-350 SRW w/Chrome Package



19.5" Polished Forged-Aluminum
Standard: F-450 DRW



20" Premium Painted Cast-Aluminum
Optional: F-250/F-350 SRW 4x4



20" Chrome-Clad Aluminum
Optional: F-250/F-350 SRW 4x4 w/Chrome Package

PLATINUM

Includes all LARIAT features, plus:

Mechanical
Crew Cab 4x4
20" 7-spoke cast-aluminum wheels with black-painted pockets (SRW)
LT275/65R20 all-terrain OWL tires (SRW)

Seating
40/console/40 heated and cooled power 10-way front seats with flow-through centre console with lockable storage, two 12-volt powerpoints and a 110-volt power outlet
Premium leather-trimmed seats with tuxedo stripe design and "PLATINUM" seat back embroidery

Interior
Navigation System
Remote Start System
Steering wheel – Heated, premium leather-wrapped with wood accent, and secondary audio, cruise and 5-button message centre controls
Unique woodgrain-style instrument panel accents

Exterior
Bumpers – Body-colour
Cab steps – 6" chrome angular
Cargo box – Chrome cargo tie-down hooks
Chrome exhaust tip
Door handles – Chrome with body-colour bezels
Grille – Satin-chrome surround with bright chrome bars
Mirrors – PowerScope® power-telescoping/-folding trailer tow with memory, power/heated glass, heated manual spotter mirrors, integrated clearance lamps and turn signal indicators, and chrome mirror caps
Raised chrome PLATINUM box-side lettering
Satin-chrome tailgate appliqué
Tailgate step includes step, tailgate assist and grab bar
Tow hooks – Chrome, 2 in front

Available Options
Mechanical
6.7L Power Stroke® V8 Turbo Diesel B20-capable engine (standard on F-450)
5th-wheel hitch kit (requires 8' box; includes 18,000-lb. [8,165-kg] rated hitch on SRW or 26,500-lb. [12,020-kg] rated hitch on DRW) ¹
Gooseneck hitch kit (requires 8' box) ¹
Alternators – Dual, 357-amp total (diesel engine only)
Power takeoff (PTO) provision allows transmission-mounted live-drive and stationary modes (diesel engine only)
Rear axle – Higher-ratio (gas engine only)
Rear axle – Non-limited-slip
LT245/75R17 all-terrain BSW tires – 7 (F-350 DRW)
LT245/75R17 all-terrain OWL tires – 4 (F-350 DRW; rear inner and spare tires are all-terrain BSW)

Interior
Upfitter switches located on instrument panel (4)

Exterior
Bedliner – Plastic drop-in (restrictions apply)
Bedliner – Tough Bed® spray-in includes tailgate guard and black bed bolts
Cable Lock by Master Lock® ²
Ford Telematics™ powered by Telogis® – Fleet tracking system ² (includes 1 year of service)
Four corner strobe
Power-sliding moonroof
Roof clearance lamps (standard on DRW)
Splash guards/mud flaps (front and rear on SRW; rear only on DRW)
Stowable bed extender (F-250/F-350 SRW only)
Wheel-well liners (rear only; SRW only)

Available Packages
5th-Wheel/Gooseneck Trailer Hitch Prep Package (n/a with stowable bed extender; restrictions apply) includes 1 under-bed-frame crossmember, 5 pickup bed 5th-wheel/gooseneck attachment points and close-out plugs, and an integrated 7-pin connector on the driver's side pickup bed wall

9,900-lb. (4,491-kg) GVWR Downgrade Package (standard on F-250; optional on F-350 SRW)
10,000-lb. (4,536-kg) GVWR Package (F-250)
11,400-lb. (5,171-kg) GVWR Package (F-350 SRW with diesel engine)

Camper Package (restrictions apply) includes front springs upgrade (unless maximum springs have been computer-selected as included equipment), rear stabilizer bar (SRW), and auxiliary rear springs on F-250
--

CNG/Propane Gaseous Engine Prep Package³ includes hardened engine intake valves and valve seats and bi-fuel manifold (F-250/F-350 with 6.2L gas engine only)
--

FX4 OFF-ROAD Package (restrictions apply) includes transfer case and fuel tank skid plates, Hill Descent Control™ (SRW only), Rancho® shocks and FX4 OFF-ROAD box-side decals
--

Heavy-Duty Trailer Tow Package (F-350 Crew Cab DRW 172" WB 4x4 only; requires diesel engine and 4.30 limited-slip rear axle) includes max. front springs, wide track front axle, front fender flare mouldings, and increased GCWR from 31,900 lbs. (14,470 kg) to 35,000 lbs. (15,876 kg)
--

Heavy-Service Front Suspension Package includes front springs upgrade (unless maximum springs have been computer-selected as included equipment; restrictions apply)

Snow Plow Prep Package (4x4 only; restrictions apply) includes computer-selected springs for snow plow application and extra-heavy-duty alternator with diesel engine only

¹Requires 5th-Wheel/Gooseneck Trailer Hitch Prep Package. Hitch rating may differ from truck capability. See your Ford of Canada Dealer for details. ²Ford Licensed Accessory. See your Ford of Canada Dealer for limited warranty details. ³Available feature. Vehicle will be equipped with the standard factory gasoline fuel system. This package does not include CNG/propane fuel tanks and lines, which are supplied, installed and warranted by an authorized CNG/propane Qualified Vehicle Modifier (QVM).



F-350 PLATINUM Crew Cab 4x4. Ruby Red. Available equipment.

PLATINUM Crew Cab 4x4. Pecan premium leather trim. Available equipment.



17" Polished Forged-Aluminum
Standard: F-350 DRW



19.5" Polished Forged-Aluminum
Standard: F-450 DRW



20" 7-Spoke Cast-Aluminum
w/Black-Painted Pockets
Standard: F-250/F-350 SRW

TECHNICAL SPECIFICATIONS

EXTERIOR DIMENSIONS in. (mm)

	Regular Cab LWB 4x2/4x4	SuperCab SWB 4x2/4x4	LWB 4x2/4x4	Crew Cab SWB 4x2/4x4	LWB 4x2/4x4
Height – F-250 SRW (w/o options)	76.6/79.2 (1,946/2,012)	77.0/79.5 (1,956/2,019)	76.9/79.3 (1,953/2,014)	77.4/79.7 (1,966/2,024)	77.3/79.8 (1,963/2,027)
Height – F-350 SRW (w/o options)	76.5/80.0 (1,943/2,032)	76.9/80.4 (1,953/2,042)	76.7/80.2 (1,948/2,037)	77.2/80.8 (1,961/2,052)	77.2/80.8 (1,961/2,052)
Height – F-350 DRW (w/o options)	76.7/79.5 (1,948/2,019)	—	76.9/79.7 (1,953/2,024)	—	77.3/79.9 (1,963/2,029)
Height – F-450 DRW (w/o options)	—	—	—	—	79.7 (2,024)
Overall width – SRW (excl. mirrors)	79.9 (2,029)	79.9 (2,029)	79.9 (2,029)	79.9 (2,029)	79.9 (2,029)
Overall width – DRW (excl. mirrors)	96.0 (2,438)	—	96.0 (2,438)	—	96.0 (2,438)
Overall width – With standard mirrors	104.9 (2,664)	104.9 (2,664)	104.9 (2,664)	104.9 (2,664)	104.9 (2,664)
Ground clearance – F-250 SRW	8.5/8.2 (216/208)	8.5/8.2 (216/208)	8.5/8.1 (216/206)	8.5/8.1 (216/206)	8.5/8.1 (216/206)
Ground clearance – F-350 SRW	8.5/8.2 (216/208)	8.5/8.2 (216/208)	8.5/8.2 (216/208)	8.5/8.2 (216/208)	8.5/8.2 (216/208)
Ground clearance – F-350 DRW	8.1/8.0 (206/203)	—	8.1/8.0 (206/203)	—	8.0 (203)
Ground clearance – F-450 DRW	—	—	—	—	8.0 (203)
Load floor height – F-250 SRW	35.2/36.3 (894/922)	34.8/35.6 (884/904)	34.4/35.4 (874/899)	34.2/35.1 (869/892)	34.1/35.0 (866/889)
Load floor height – F-350 SRW	34.7/38.5 (881/978)	34.4/37.9 (874/963)	34.1/38.0 (866/965)	33.9/37.8 (861/960)	33.8/37.7 (859/958)
Load floor height – F-350 DRW	35.0/36.4 (889/925)	—	34.3/35.7 (871/907)	—	34.1/35.6 (866/904)
Load floor height – F-450 DRW	—	—	—	—	35.4 (899)
Cargo box height	20.0 (580)	20.0 (580)	20.0 (580)	20.0 (580)	20.0 (580)
Overall length	227.6 (5,781)	232.4 (5,903)	248.6 (6,314)	246.8 (6,276)	263.0 (6,680)
Overhang – Rear	52.4 (1,331)	52.4 (1,331)	52.4 (1,331)	52.4 (1,331)	52.4 (1,331)
Wheelbase	137.0 (3,480)	141.8 (3,602)	158.0 (4,013)	156.2 (3,967)	172.4 (4,379)
Overhang – Front	38.1 (968)	38.1 (968)	38.1 (968)	38.1 (968)	38.1 (968)
Angle of departure – F-250 SRW	17.8°/19.2°	17.4°/18.5°	17.0°/18.3°	16.7°/18.0°	16.7°/17.9°
Angle of departure – F-350 SRW	17.3°/21.5°	17.0°/20.9°	16.6°/21.1°	16.4°/20.8°	16.3°/20.8°
Angle of departure – F-350 DRW	17.6°/19.3°	—	16.9°/18.7°	16.7°/18.5°	16.7°/18.5°
Angle of departure – F-450 DRW	—	—	—	—	18.3°
Ramp breakover angle – F-250 SRW	17.5°/20.4°	16.9°/19.8°	15.8°/18.1°	15.7°/18.1°	15.0°/17.3°
Ramp breakover angle – F-350 SRW	17.2°/21.5°	16.7°/20.9°	15.6°/19.2°	15.5°/19.2°	14.8°/18.2°
Ramp breakover angle – F-350 DRW	17.5°/20.4°	—	15.9°/18.6°	—	15.0°/17.4°
Ramp breakover angle – F-450 DRW	—	—	—	—	17.0°
Angle of approach – F-250 SRW	18.0°/19.4°	18.1°/20.1°	18.7°/20.0°	18.7°/20.0°	18.9°/20.6°
Angle of approach – F-350 SRW	18.1°/18.8°	18.2°/19.5°	18.8°/19.3°	18.8°/19.3°	19.0°/20.0°
Angle of approach – F-350 DRW	18.2°/19.2°	—	19.0°/20.6°	—	19.1°/20.3°
Angle of approach – F-450 DRW	—	—	—	—	19.8°
Cargo Box					
Volume cu. ft. (litres)	77.3 (2,189)	64.1 (1,815)	77.3 (2,189)	64.1 (1,815)	77.3 (2,189)
Width at floor (maximum)	69.3 (1,760)	69.3 (1,760)	69.3 (1,760)	69.3 (1,760)	69.3 (1,760)
Length at floor	98.0 (2,489)	81.8 (2,078)	98.0 (2,489)	81.8 (2,078)	98.0 (2,489)
Width at wheelhouse	50.9 (1,293)	50.9 (1,293)	50.9 (1,293)	50.9 (1,293)	50.9 (1,293)

SRW = single rear wheel DRW = dual rear wheel SWB = short wheelbase (6¾' cargo box) LWB = long wheelbase (8' cargo box)

CONVENTIONAL TOWING — MAXIMUM LOADED TRAILER WEIGHT RATINGS lbs. (kg)

Automatic Transmission			Regular Cab						SuperCab	
ENGINE	AXLE RATIO	GCWR lbs. (kg)	F-250 SRW 4x2	F-350 SRW 4x2	F-350 DRW 4x2	F-250 SRW 4x4	F-350 SRW 4x4	F-350 DRW 4x4	F-250 SRW 4x2	F-350 SRW 4x2
6.2L 2-valve FFV	3.73	19,200 (8,709) 19,800 (8,981)	12,500 (5,670)	12,500 (5,670)	—	12,500 (5,670)	12,500 (5,670)	—	12,500 (5,670)	12,500 (5,670)
	4.30	22,200 (10,070) 22,800 (10,342)	—	12,500 (5,670)	—	12,500 (5,670)	12,500 (5,670)	12,700 (5,761)	—	12,500 (5,670)
6.7L Diesel	3.31	23,500 (10,660)	12,500 (5,670)	12,500 (5,670)	—	12,500 (5,670)	12,500 (5,670)	—	14,000 (6,350)	14,000 (6,350)
	3.55	23,500 (10,660)	12,500 (5,670)	12,500 (5,670)	—	12,500 (5,670)	12,500 (5,670)	—	14,000 (6,350)	14,000 (6,350)
	3.73	32,100 (14,560)	—	—	19,000 (8,618)	—	—	19,000 (8,618)	—	—
	4.30	35,000 (15,876) ² 40,400 (18,325)	—	—	—	—	—	—	—	—

GOOSENECK/5TH-WHEEL TOWING — MAXIMUM LOADED TRAILER WEIGHT RATINGS lbs. (kg)

Automatic Transmission			Regular Cab						SuperCab	
ENGINE	AXLE RATIO	GCWR lbs. (kg)	F-250 SRW 4x2	F-350 SRW 4x2	F-350 DRW 4x2	F-250 SRW 4x4	F-350 SRW 4x4	F-350 DRW 4x4	F-250 SRW 4x2	F-350 SRW 4x2
6.2L 2-valve FFV	3.73	19,200 (8,709) 19,800 (8,981)	12,900 (5,851)	12,900 (5,851)	—	12,500 (5,670)	12,500 (5,670)	—	12,700 (5,761)	12,600 (5,715)
	4.30	22,200 (10,070) 22,800 (10,342)	—	15,900 (7,212)	—	15,500 (7,031)	15,500 (7,031)	15,700 (7,122)	—	15,600 (7,076)
6.7L Diesel	3.31	23,500 (10,660)	16,600 (7,530)	16,500 (7,484)	—	16,200 (7,348)	16,100 (7,303)	—	16,300 (7,394)	16,200 (7,348)
	3.55	23,500 (10,660)	16,600 (7,530)	16,500 (7,484)	—	16,200 (7,348)	16,100 (7,303)	—	16,300 (7,394)	16,200 (7,348)
	3.73	32,100 (14,560)	—	—	24,700 (11,204)	—	—	24,300 (11,022)	—	—
	4.30	35,000 (15,876) ² 40,400 (18,325)	—	—	—	—	—	—	—	—

Conventional Towing Notes: This information also applies to models with pickup box delete option (66D). Trailer tongue load weight should be 10–15% of total loaded trailer weight. Make sure that the vehicle payload (reduced by option weight) will accommodate trailer tongue load weight, and the weight of passengers and cargo added to the towing vehicle. The addition of trailer tongue load weight, and the weight of passengers and cargo, cannot cause vehicle weights to exceed the rear GAWR (Gross Axle Weight Rating) or GVWR (Gross Vehicle Weight Rating). These ratings can be found on the vehicle Safety Compliance Certification Label.

INTERIOR DIMENSIONS in. (mm)

Regular Cab	
Front head room	40.7 (1,034)
Front shoulder room	68.0 (1,727)
Front hip room	67.6 (1,717)
Front leg room	41.1 (1,044)
SuperCab	
Front head room	40.7 (1,034)
Front shoulder room	68.0 (1,727)
Front hip room	67.6 (1,717)
Front leg room	41.1 (1,044)
Rear head room	38.1 (968)
Rear shoulder room	68.1 (1,730)
Rear hip room	67.3 (1,709)
Rear leg room	31.6 (803)
Crew Cab	
Front head room	40.7 (1,034)
Front shoulder room	68.0 (1,727)
Front hip room	67.6 (1,717)
Front leg room	41.1 (1,044)
Rear head room	40.8 (1,036)
Rear shoulder room	68.0 (1,727)
Rear hip room	67.6 (1,717)
Rear leg room	42.1 (1,069)

Maximum capabilities shown are for properly equipped vehicles with required equipment and a 150-lb. (68-kg) driver. Weight of additional options, equipment, passengers and cargo must be deducted from this weight. For additional information, see your Ford of Canada Dealer.

¹Requires Camper Package. ²Requires Heavy-Duty Trailer Tow Package. ³5th-wheel towing limited to 5th-wheel hitch rating of 26,500 lbs. (12,020 kg).

MAXIMUM PAYLOAD WEIGHT RATINGS lbs. (kg)

	Max. GVWR lbs. (kg)	Regular Cab 137.0" WB	SuperCab 141.8" WB	158.0" WB	Crew Cab 156.2" WB	172.4" WB
F-250 SRW 4x2	9,900 (4,491) 10,000 (4,536)	3,890 (1,764) 4,040 (1,833)	3,600 (1,633) 3,700 (1,678)	3,500 (1,588) 3,600 (1,633)	3,390 (1,538) 3,490 (1,583)	3,280 (1,488) 3,380 (1,533)
F-250 SRW 4x4	9,900 (4,491) 10,000 (4,536)	3,480 (1,579) 3,580 (1,624)	3,200 (1,451) 3,300 (1,497)	3,100 (1,406) 3,200 (1,451)	3,000 (1,361) 3,100 (1,406)	2,880 (1,306) 2,980 (1,352)
F-350 SRW 4x2	10,000 (4,536)	3,920 (1,778)	3,630 (1,647)	3,560 (1,615)	3,450 (1,565)	3,310 (1,501)
	10,200 (4,627)	—	—	3,760 (1,706)	3,650 (1,656)	—
	10,500 (4,763)	4,370 (1,982)	4,080 (1,851)	—	—	3,810 (1,728)
	10,700 (4,854)	—	3,650 (1,656)	—	4,090 (1,855)	—
	10,800 (4,899)	—	—	3,620 (1,642)	3,580 (1,624)	—
	10,900 (4,944)	—	—	4,410 (2,000)	—	—
	11,000 (4,990)	4,220 (1,914)	3,900 (1,769)	—	—	4,260 (1,932)
	11,100 (5,035)	—	—	—	—	3,710 (1,683)
	11,400 (5,171)	—	—	4,160 (1,887)	4,120 (1,869)	3,960 (1,796)
	11,500 (5,216)	—	—	4,260 (1,932)	—	4,050 (1,837)
F-350 SRW 4x4	9,900 (4,491)	3,410 (1,547)	3,140 (1,424)	3,060 (1,388)	2,960 (1,343)	2,850 (1,293)
	10,000 (4,536)	3,510 (1,592)	3,240 (1,470)	3,160 (1,433)	3,060 (1,388)	2,950 (1,338)
	10,400 (4,717)	3,910 (1,774)	—	—	—	—
	10,500 (4,763)	3,950 (1,792)	3,740 (1,696)	—	—	—
	10,600 (4,808)	—	3,790 (1,719)	—	3,660 (1,660)	—
	10,700 (4,853)	—	—	3,860 (1,751)	—	—
	10,800 (4,899)	3,650 (1,656)	—	3,900 (1,769)	3,800 (1,724)	3,750 (1,701)
	11,000 (4,990)	3,790 (1,719)	—	4,070 (1,846)	—	3,890 (1,764)
	11,100 (5,035)	4,510 (2,046) ¹	4,250 (1,928)	—	—	—
	11,200 (5,080)	—	3,740 (1,696)	3,610 (1,637)	3,590 (1,628)	4,060 (1,842)
F-350 DRW 4x2	11,300 (5,126)	4,760 (2,159)	—	3,660 (1,660)	4,270 (1,937)	3,440 (1,560)
	11,400 (5,171)	4,160 (1,887)	3,910 (1,774)	3,730 (1,692)	3,700 (1,678)	3,510 (1,592)
	11,500 (5,216)	4,260 (1,932)	4,000 (1,814)	3,820 (1,733)	3,800 (1,724)	3,610 (1,637)
	13,500 (6,124)	7,050 (3,198)	—	—	—	—
F-350 DRW 4x4	13,900 (6,305)	—	—	7,000 (3,175)	—	—
	14,000 (6,350)	6,840 (3,103)	—	6,340 (2,876)	—	6,870 (3,116)
F-350 DRW 4x4	13,800 (6,260)	6,880 (3,121)	—	—	—	—
F-450 DRW 4x4	14,000 (6,350)	6,420 (2,912)	—	6,680 (3,030)	—	6,460 (2,930)
F-450 DRW 4x4	14,000 (6,350)	—	—	—	—	5,300 (2,404)

				Crew Cab						
F-350 DRW 4x2	F-250 SRW 4x4	F-350 SRW 4x4	F-350 DRW 4x4	F-250 SRW 4x2	F-350 SRW 4x2	F-350 DRW 4x2	F-250 SRW 4x4	F-350 SRW 4x4	F-350 DRW 4x4	F-450 DRW 4x4
—	12,400 (5,625)	12,300 (5,579)	—	12,500 (5,670)	12,500 (5,670)	—	12,200 (5,534)	12,100 (5,489)	—	—
12,800 (5,806)	—	—	12,400 (5,625)	—	—	12,500 (5,670)	—	—	12,100 (5,489)	—
—	12,500 (5,670)	12,500 (5,670)	—	12,500 (5,670)	12,500 (5,670)	—	12,500 (5,670)	12,500 (5,670)	—	—
15,700 (7,121)	—	—	15,300 (6,940)	—	—	15,500 (7,031)	—	—	15,100 (6,849)	—
—	14,000 (6,350)	14,000 (6,350)	—	14,000 (6,350)	14,000 (6,350)	—	14,000 (6,350)	14,000 (6,350)	—	—
—	14,000 (6,350)	14,000 (6,350)	—	14,000 (6,350)	14,000 (6,350)	—	14,000 (6,350)	14,000 (6,350)	—	—
19,000 (8,618)	—	—	19,000 (8,618)	—	—	19,000 (8,618)	—	—	19,000 (8,618)	—
—	—	—	—	—	—	—	—	—	19,000 (8,618)	—
—	—	—	—	—	—	—	—	—	—	19,000 (8,618)

				Crew Cab						
F-350 DRW 4x2	F-250 SRW 4x4	F-350 SRW 4x4	F-350 DRW 4x4	F-250 SRW 4x2	F-350 SRW 4x2	F-350 DRW 4x2	F-250 SRW 4x4	F-350 SRW 4x4	F-350 DRW 4x4	F-450 DRW 4x4
—	12,300 (5,579)	12,200 (5,534)	—	12,400 (5,625)	12,400 (5,625)	—	12,100 (5,489)	12,000 (5,443)	—	—
12,700 (5,761)	—	—	12,200 (5,534)	—	—	12,400 (5,625)	—	—	12,000 (5,443)	—
—	15,300 (6,940)	15,200 (6,895)	—	15,400 (6,985)	15,400 (6,985)	—	15,100 (6,849)	15,000 (6,804)	—	—
15,700 (7,121)	—	—	15,200 (6,895)	—	—	15,400 (6,985)	—	—	15,000 (6,804)	—
—	15,900 (7,212)	15,900 (7,212)	—	16,100 (7,303)	16,000 (7,257)	—	15,100 (6,849)	15,700 (7,121)	—	—
—	15,900 (7,212)	15,900 (7,212)	—	16,100 (7,303)	16,000 (7,257)	—	15,100 (6,849)	15,700 (7,121)	—	—
24,200 (10,977)	—	—	23,800 (10,795)	—	—	24,000 (10,886)	—	—	23,500 (10,660)	—
—	—	—	—	—	—	—	—	—	26,500 (12,020) ³	—
—	—	—	—	—	—	—	—	—	—	31,200 (14,152) ³

EXTERIORS
This helpful guide is intended for selecting an exterior colour – not features, options or a trim level.



White Platinum Metallic Tri-coat



Oxford White




Ingot Silver Metallic



Race Red



Ruby Red Metallic Tinted Clearcoat



Bronze Fire Metallic



Blue Jeans Metallic



Caribou Metallic



Magnetic Metallic



Green Gem Metallic




Shadow Black

Exteriors	Two-Tone	XL	XLT	Interiors LARIAT	KING RANCH™ ²	PLATINUM
White Platinum Metallic Tri-coat ¹	■			4 5	6	7 8
Oxford White	■ ■	12	2 3	4 5	6	
Ingot Silver Metallic	■	12	2	5		8
Race Red		12	2 3	4 5		
Ruby Red Metallic Tinted Clearcoat ¹	■		3	4 5	6	8
Bronze Fire Metallic	■		3	4 5	6	7 8
Blue Jeans Metallic	■ ■	12	2 3	4 5	6	
Caribou Metallic (Fleet only on XL)		12	2 3	4 5		
Magnetic Metallic		12	2	5		
Green Gem Metallic	■ ■	12	2 3	4 5	6	
Shadow Black	■ ■	12	2 3	4 5	6	7 8


■ Caribou Two-Tone Accent exterior standard on KING RANCH, optional on LARIAT
 ■ Magnetic Two-Tone Accent exterior optional on LARIAT with Charcoal Black Leather interior only

Colours are representative only. See your Ford of Canada Dealer for actual paint/trim options.
¹Additional charge. ²KING RANCH available in Black or Adobe interior environment.


INTERIORS




1 Steel HD Vinyl




2 Steel Cloth



3 Adobe Cloth



4 Adobe Leather



5 Charcoal Black Leather



6 KING RANCH Antiqued Mesa Brown Leather



7 Pecan Premium Leather



8 Charcoal Black Premium Leather



F-250 XL Crew Cab in Oxford White accessorized with 5" black step bars, fog lamps, smoked hood and side window deflectors, heavy-duty splash guards, and commercial-grade tool/cargo box by Delta³

5th-wheel hitch kits⁴ (18K, 26.5K)

All-weather floor mats

Remote Access

Wheel-well liners



- Exterior
- Exhaust tip
 - Hitch-mounted bike carriers³
 - Hood protector³
 - Moulded splash guards
 - Racks and carriers
 - Splash guards
 - Sportz[®] tents³
 - Stainless steel wheel covers³
 - Step bars
 - Trailer towing accessories
 - Wheel lock kit



- Interior
- Ash cup/coin holders
 - Cargo organizers
 - Premium carpeted floor mats
 - Protective seat covers³
- Bed Products
- Bed extenders, mats and liners
 - Cable lock³
 - Gooseneck hitch kit by Reese
 - Retractable stake pocket tie-downs³
 - Tonneau covers³



- Electronics
- Ford Telematics[™] powered by Telogis^{®3}
 - Keyless entry keypad
 - Remote start systems
 - Speed control
 - Vehicle Security System
 - Warning sensor systems³
 - Wireless charging³

³Ford Licensed Accessory. ⁴Hitch rating may differ from truck capability. See your Ford of Canada Dealer for details.